

[Table of Contents](#)

UNITED STATES
SECURITIES AND EXCHANGE COMMISSION
Washington, D.C. 20549

SCHEDULE 14A

Proxy Statement Pursuant to Section 14(a) of the Securities
Exchange Act of 1934 (Amendment No.)

Filed by the Registrant

Filed by a Party other than the Registrant

Check the appropriate box:

- Preliminary Proxy Statement
 Confidential, for Use of the Commission Only (as permitted by Rule 14a-6(e)(2))
 Definitive Proxy Statement
 Definitive Additional Materials
 Soliciting Material Pursuant to §240.14a-12

Splunk Inc.

(Name of Registrant as Specified In Its Charter)

(Name of Person(s) Filing Proxy Statement, if other than the Registrant)

Payment of Filing Fee (Check the appropriate box):

- No fee required.
 Fee computed on table below per Exchange Act Rules 14a-6(i)(1) and 0-11.

1) Title of each class of securities to which transaction applies:

2) Aggregate number of securities to which transaction applies:

3) Per unit price or other underlying value of transaction computed pursuant to Exchange Act Rule 0-11 (set forth the amount on which the filing fee is calculated and state how it was determined):

4) Proposed maximum aggregate value of transaction:

5) Total fee paid:

Fee paid previously with preliminary materials.

Check box if any part of the fee is offset as provided by Exchange Act Rule 0-11(a)(2) and identify the filing for which the offsetting fee was paid previously. Identify the previous filing by registration statement number, or the Form or Schedule and the date of its filing.

1) Amount Previously Paid:

2) Form, Schedule or Registration Statement No.:

3) Filing Party:

4) Date Filed:



NOTICE OF ANNUAL MEETING OF STOCKHOLDERS

To Be Held at 3:30 p.m. Pacific Time on June 13, 2019

TO THE STOCKHOLDERS OF SPLUNK INC.:

The 2019 Annual Meeting of Stockholders (the "Annual Meeting") of Splunk Inc., a Delaware corporation ("Splunk," "we," or the "Company"), will be held on **June 13, 2019, at 3:30 p.m. Pacific Time**, at 3098 Olsen Drive, San Jose, California 95128, for the following purposes, as more fully described in the accompanying proxy statement:

1. To elect three Class I directors to serve until the 2022 annual meeting of stockholders or until their successors are duly elected and qualified;
2. To ratify the appointment of PricewaterhouseCoopers LLP as our independent registered public accounting firm for our fiscal year ending January 31, 2020;
3. To conduct an advisory vote to approve the compensation of our named executive officers;
4. To conduct an advisory vote on the frequency of future stockholder advisory votes on named executive officer compensation; and
5. To transact such other business as may properly come before the Annual Meeting or any adjournments or postponements thereof.

The Board of Directors of Splunk (the "Board") fixed the close of business on April 18, 2019 as the record date for the Annual Meeting. Only holders of our common stock as of the record date are entitled to notice of and to vote at the Annual Meeting. Further information regarding voting rights and the matters to be voted upon is presented in the accompanying proxy statement.

On or about April 30, 2019, we mailed to our stockholders a Notice of Internet Availability of Proxy Materials (the "Notice"). The Notice provides instructions on how to vote online, by telephone, or by mail and includes instructions on how to receive a paper or e-mail copy of proxy materials if you choose. Instructions on how to access our proxy statement and our fiscal 2019 Annual Report may be found in the Notice or on our website at investors.splunk.com.

YOUR VOTE IS IMPORTANT. Whether or not you plan to attend the Annual Meeting, we urge you to submit your vote now via the Internet, telephone, or mail.

We appreciate your continued support of Splunk.

Very truly yours,

Scott Morgan
Senior Vice President, Chief Legal Officer and Secretary
San Francisco, California
April 30, 2019

HOW TO CAST YOUR VOTE



www.proxyvote.com
Vote by Internet



1-800-690-6903
Vote by Telephone



Mail your signed proxy card
Vote by Mail

Note for Street Name Holders:

If you hold your shares through a broker, bank or other nominee, you must instruct your nominee how to vote the shares held in your account. The nominee will give you a voting instruction form.

Your vote is important. Please vote your shares as soon as possible.

See "Other Matters—Questions and Answers About the Proxy Materials and Our 2019 Annual Meeting" for details on voting requirements and additional information about the Annual Meeting.



PROXY STATEMENT SUMMARY

YOUR VOTE IS IMPORTANT

This summary highlights information contained within this proxy statement. You should read the entire proxy statement carefully and consider all information before voting. Page references are supplied to help you find further information in this proxy statement.

VOTING MATTERS, VOTE RECOMMENDATIONS AND RATIONALE

| Voting Matter | Board Vote Recommendation |
|---|--------------------------------------|
| > Proposal 1: Election of Class I Directors The Board and the Nominating and Corporate Governance Committee believe that each of the nominees possesses the right skills, qualifications and experience to effectively oversee the Company's long-term business strategy. | FOR EACH NOMINEE (page 13) |
| > Proposal 2: Ratification of Appointment of Independent Registered Public Accounting Firm The Board and the Audit Committee believe that the retention of PricewaterhouseCoopers LLP for the fiscal year ending January 31, 2020 is in the best interests of the Company and its stockholders. As a matter of good corporate governance, stockholders are being asked to ratify the Audit Committee's selection of the independent registered public accounting firm. | FOR (page 35) |
| > Proposal 3: Advisory Vote to Approve Named Executive Officer Compensation Our executive compensation program demonstrates the continuing evolution of our "pay for performance" philosophy, and reflects feedback received from stockholder engagement. We currently hold our Say-on-Pay vote annually. | FOR (page 39) |
| > Proposal 4: Advisory Vote on Frequency of Advisory Votes on Named Executive Officer Compensation Since 2013, we have held an advisory vote on named executive officer compensation every year and the Board continues to believe annual votes are the most appropriate policy for us at this time. | EVERY 1 YEAR (page 40) |

FISCAL 2019 BUSINESS HIGHLIGHTS

Fiscal 2019 was a year of strong growth, financial performance and execution. Our ongoing prioritization of customer success and adoption led to continued top-line revenue growth. In fiscal 2019, our executive compensation plans emphasized revenue and non-GAAP operating margin metrics to align our compensation incentives with our business strategy of delivering growth with spending discipline and operating leverage, which we believe is consistent with the investment objectives of our stockholders. These are the financial metrics on which our investors focused in fiscal 2019, and we provided robust information and discussion regarding the results of these metrics each quarter during the fiscal year. Our fiscal 2019 business highlights include achievement of the following revenue and non-GAAP operating margin results and other important metrics:

- Total revenue of \$1.803 billion, up 38% year-over-year;
- Non-GAAP operating margin of 12.7%⁽¹⁾;
- Operating cash flow of \$296.5 million with free cash flow of \$273.3 million⁽¹⁾; and
- Over 17,500 customers in more than 130 countries at the end of fiscal 2019, compared to over 15,000 customers at the end of fiscal 2018.

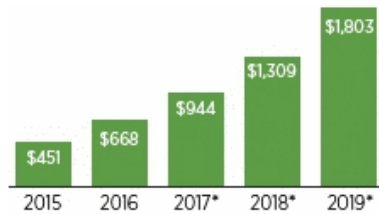
⁽¹⁾ To supplement our consolidated financial statements, which are prepared and presented in accordance with GAAP, we provide investors with certain non-GAAP financial measures, including non-GAAP operating margin and free cash flow. For a full reconciliation between GAAP and non-GAAP operating margin and between net cash provided by operating activities and free cash flow, please see our Annual Report on Form 10-K for the year ended January 31, 2019.

[Table of Contents](#)

[Proxy Statement Summary](#)

TOTAL REVENUE

\$ in Millions • FYE January 31

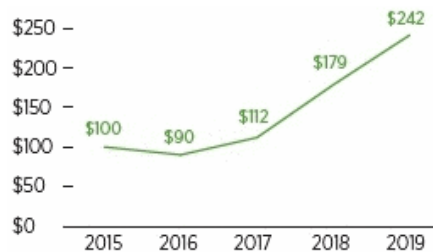


* Reflects the adoption of ASU No. 2014-09, Revenue from Contracts with Customers (Topic 606).

The chart below shows the total return on our common stock through the end of fiscal 2019, assuming an initial investment of \$100 at the end of fiscal 2015.

TOTAL STOCKHOLDER RETURN

FYE January 31



See also “Executive Compensation—Compensation Discussion and Analysis—Executive Summary—Strategic Context and Fiscal 2019 Business Highlights” on page 41 of this proxy statement. Detailed information on our financial and operational performance can be found in our fiscal 2019 Annual Report on Form 10-K.

CORPORATE GOVERNANCE

We believe that good corporate governance promotes the long-term interests of our stockholders, strengthens our Board and management accountability and leads to better business performance. For these reasons, we are committed to maintaining strong corporate governance practices.

The “Corporate Governance at Splunk” section beginning on page 10 describes our governance practices, which include the following highlights:

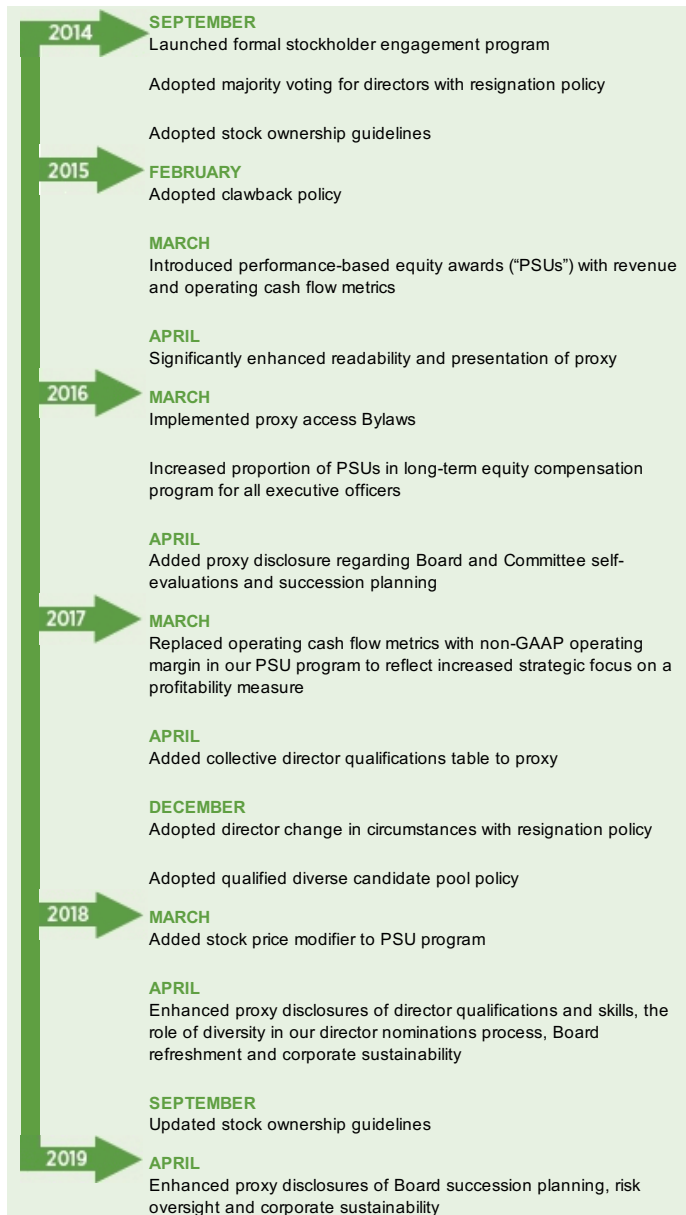
- | | |
|--|---|
| ✓ 100% Independent Committee Members | ✓ Director Change in Circumstances with Resignation Policy |
| ✓ Independent Chairman | ✓ Qualified Diverse Candidate Pool Policy |
| ✓ Majority Voting for Directors with Resignation Policy | ✓ Stockholder Engagement Program |
| ✓ Annual Board and Committee Evaluation | ✓ Board Risk Oversight |
| ✓ Regular Meetings of Independent Directors Without Management Present | ✓ Stock Ownership Guidelines for Directors and Officers |
| ✓ Board Continuing Education Program | ✓ Anti-Hedging and Pledging Policy |
| ✓ Succession Planning Process | ✓ Periodic Review of Committee Charters and Governance Policies |
| ✓ Proxy Access Bylaws | ✓ Annual Say-on-Pay Vote |
| ✓ Formal CEO Evaluation Process | ✓ Clawback Policy |
| | ✓ Code of Conduct for Directors, Officers and Employees |

STOCKHOLDER ENGAGEMENT

We believe that effective corporate governance includes regular, constructive conversations with our stockholders. We are committed to maintaining an active dialogue to understand the priorities and concerns of our stockholders and believe that ongoing engagement builds mutual trust and understanding with our stockholders. Stockholder engagement and feedback are critical components of our corporate governance practices and inform our decisions and programs.

Over the past several years, in response to stockholder feedback, and as part of our ongoing evaluation of best practices, the Board has incorporated enhancements to our executive compensation program and corporate governance practices as depicted in the timeline. In fiscal 2019, we solicited the views of institutional stockholders representing approximately 54% of our shares and engaged in substantive discussions with stockholders representing approximately 19% of our shares. These discussions have helped ensure that our Board's decisions are informed by stockholder objectives.

For additional information, see “Corporate Governance at Splunk—Stockholder Engagement” on page 29 of this proxy statement and “Executive Compensation—Compensation Discussion and Analysis—Executive Summary—Stockholder Engagement and Our 2018 Say-on-Pay Vote” on page 43 of this proxy statement.

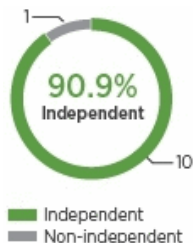


DIRECTOR NOMINEES AND OTHER DIRECTORS

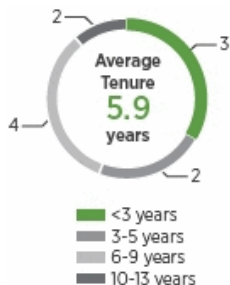
Ensuring the Board is composed of directors who bring diverse viewpoints and perspectives, exhibit a variety of skills, experience, and backgrounds, and effectively represent the long-term interests of stockholders is a top priority of our Board and Nominating and Corporate Governance Committee. The Board believes periodic assessment of directors is integral to an effective governance structure and aims to strike a balance between ensuring that we retain directors with deep knowledge of the Company while adding directors who bring a fresh perspective. We have added three new directors since 2017, enhancing the Board's breadth and depth of experience and diversity, while taking into account the Company's evolving business model, the macro technology business environment and the changing governance landscape.

CURRENT BOARD OVERVIEW

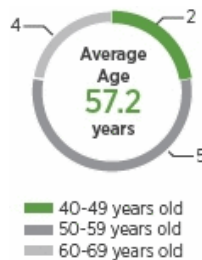
DIRECTOR INDEPENDENCE



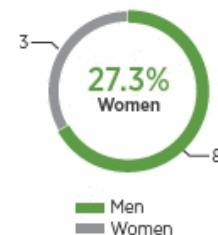
TENURE



AGE



GENDER DIVERSITY



The following table provides summary information about each director nominee and other directors as of March 31, 2019. See pages 13 to 18 for more information.

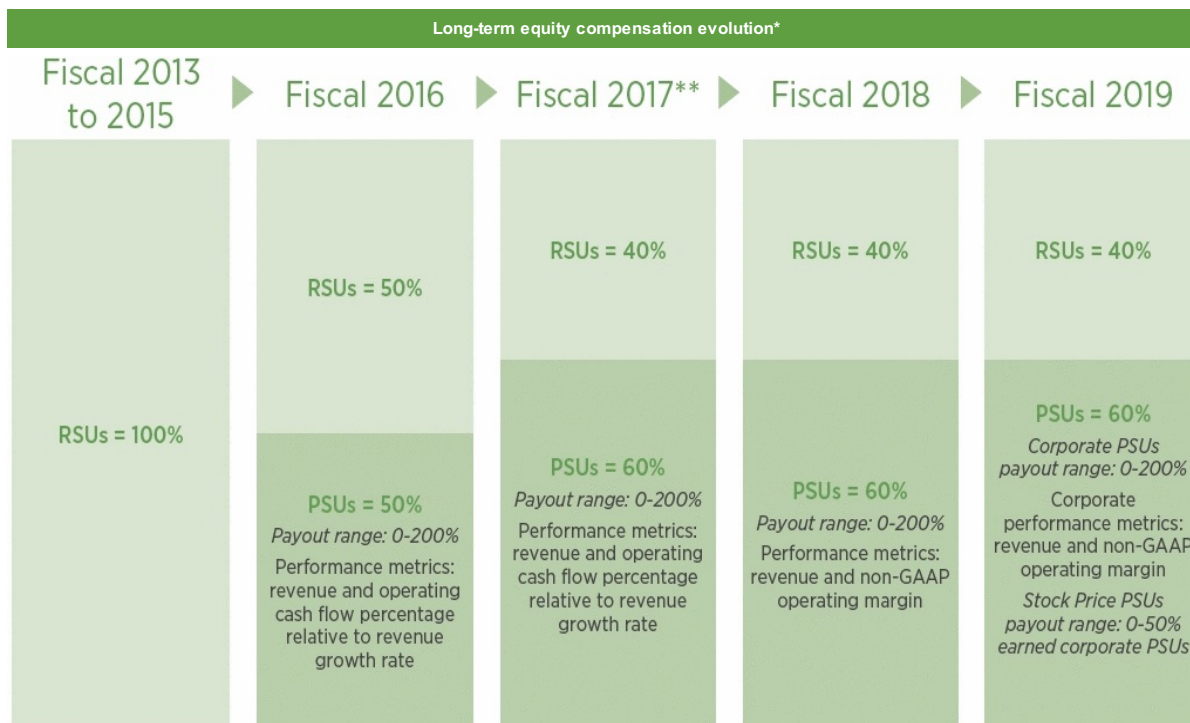
| | Class | Age | Principal Occupation | Director Since | Current Term Expires | Expiration of Term For Which Nominated | Audit Committee | Compensation Committee | Nominating and Corporate Governance Committee |
|--|-------|-----|---|----------------|----------------------|--|-----------------|------------------------|---|
| 2019 Director Nominees | | | | | | | | | |
| Mark Carges* | I | 57 | Fomer CTO, eBay | 2014 | 2019 | 2022 | | | |
| Elisa Steele* | I | 52 | CEO, Namely | 2017 | 2019 | 2022 | | | |
| Sri Viswanath* | I | 43 | CTO, Atlassian | 2019 | 2019 | 2022 | | | |
| Continuing Directors | | | | | | | | | |
| John Connors* | II | 60 | Managing Partner, Ignition Partners | 2007 | 2020 | — | | | |
| Patricia Morrison* | II | 59 | Former EVP, Customer Support Services, and CIO, Cardinal Health | 2013 | 2020 | — | | | |
| Stephen Newberry* | II | 65 | Chairman, Lam Research | 2013 | 2020 | — | | | |
| Sara Baack* | III | 47 | Chief Product Officer, Equinix | 2017 | 2021 | — | | | |
| Douglas Merritt | III | 55 | President and CEO, Splunk | 2015 | 2021 | — | | | |
| Graham Smith* | III | 59 | Chairman, Splunk | 2011 | 2021 | — | | | |
| Non-Continuing Directors ⁽¹⁾ | | | | | | | | | |
| Thomas Neustaetter* | I | 67 | Managing Director, JK&B Capital | 2010 | 2019 | — | | | |
| Godfrey Sullivan* | III | 65 | Former Chairman, Splunk | 2008 | 2019 | — | | | |

- * Independent director
- Chair
- Member
- Audit Committee Financial Expert

(1) Messrs. Neustaetter and Sullivan, who are current directors, are retiring from the Board effective immediately following the Annual Meeting.

EXECUTIVE COMPENSATION HIGHLIGHTS

Our executive compensation program is designed to attract, motivate and retain the key executives who drive our success. Pay that reflects performance and aligns with the interests of long-term stockholders is key to our compensation program design and decisions. The Compensation Committee structures our executive compensation program to include significant performance attributes that are aligned with our business strategy and long-term stockholder value creation. The fiscal 2019 executive compensation program provided short-term cash bonuses designed to drive top-line growth and long-term equity awards designed to drive revenue, non-GAAP operating margin performance and future stock price performance. We believe that both revenue growth and operating margin performance are critical to long-term stockholder value creation and that incorporating future stock price growth as part of our long-term equity award design further aligns our executives' and stockholders' interests. The following chart summarizes the evolution of our long-term equity compensation design in response to stockholder feedback and other considerations.



* Equity weightings are at the target performance level; the actual mix of equity will vary with performance unit award results.

** In fiscal 2017 only, long-term equity compensation for our CEO consisted of 25% RSUs and 75% PSUs.

OUR EXECUTIVE COMPENSATION PRACTICES

Our executive compensation policies and practices are designed to reinforce our pay for performance philosophy and align with sound governance principles. Listed below are highlights of our fiscal 2019 executive compensation policies and practices:

✔
What We Do

- ✔ Performance-based cash and equity incentives
- ✔ Clawback policy on cash and equity incentive compensation
- ✔ Stock ownership guidelines for executive officers and directors
- ✔ Caps on performance-based cash and equity incentive compensation
- ✔ 100% independent directors on the Compensation Committee
- ✔ Independent compensation consultant engaged by the Compensation Committee
- ✔ Annual review and approval of our executive compensation strategy
- ✔ Significant portion of executive compensation at risk based on corporate performance
- ✔ Four-year equity award vesting periods
- ✔ Limited and modest perquisites
- ✔ Formal CEO evaluation tied to compensation decisions

✘
What We Don't Do

- ✘ No "single trigger" change of control payments or benefits
- ✘ No post-termination retirement or pension-type non-cash benefits or perquisites for our executive officers that are not available to our employees generally
- ✘ No tax gross-ups for change of control payments
- ✘ No short sales, hedging, or pledging of stock ownership positions and transactions involving derivatives of our common stock
- ✘ No strict benchmarking of compensation to a specific percentile of our peer group


OUR FISCAL 2019 NAMED EXECUTIVE OFFICER PAY

The charts below show the pay mix of our CEO and other named executive officers ("NEOs") and the components of their pay for fiscal 2019, specifically the base salary and cash bonus amounts earned and the grant date fair value of equity awards granted in fiscal 2019. These charts illustrate the predominance of at-risk and performance-based components in our regular executive compensation program. We believe these elements provide a compensation package that attracts and retains qualified individuals, links individual performance to Company performance, focuses the efforts of our NEOs and other executive officers on the achievement of both our short-term and long-term objectives and aligns the interests of our executive officers with those of our stockholders.

CEO



ALL OTHER NEOs



In addition, the chart below illustrates the short-term and long-term timeframe over which the various components of the NEOs' fiscal 2019 compensation are earned and paid and serve to continue to retain and incentivize our NEOs.

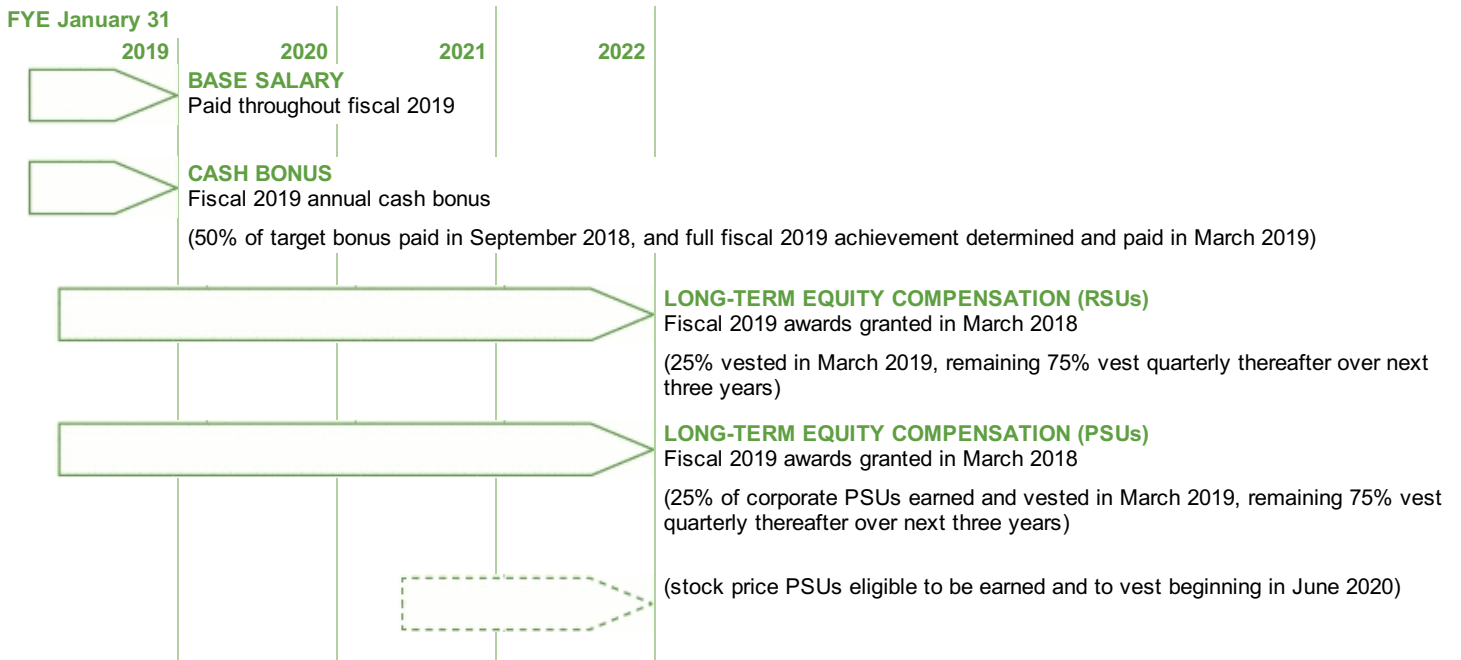


TABLE OF CONTENTS

| | |
|---|--------------------|
| PROXY STATEMENT SUMMARY | 1 |
| CORPORATE GOVERNANCE AT SPLUNK | 10 |
| Proposal 1: Election of Directors | 10 |
| Board Composition | 10 |
| Board's Role and Responsibilities | 20 |
| Board Effectiveness | 22 |
| Board Meetings and Committees | 23 |
| Non-Employee Director Compensation | 26 |
| Stockholder Engagement | 29 |
| Corporate Sustainability Highlights | 30 |
| Other Governance Policies and Practices | 34 |
| AUDIT COMMITTEE MATTERS | 35 |
| Proposal 2: Ratification of Appointment of Independent Registered Public Accounting Firm | 35 |
| Report of the Audit Committee | 35 |
| Fees Paid to the Independent Registered Public Accounting Firm | 36 |
| Audit Committee Policy on Pre-Approval of Audit and Permissible Non-Audit Services of Independent Registered Public Accounting Firm | 36 |
| OUR EXECUTIVE OFFICERS | 37 |
| EXECUTIVE COMPENSATION | 39 |
| Proposal 3: Advisory Vote to Approve Named Executive Officer Compensation | 39 |
| Proposal 4: Advisory Vote on Frequency of Advisory Votes on Named Executive Officer Compensation | 40 |
| Compensation Discussion and Analysis | 41 |
| Executive Summary | 41 |
| Discussion of Our Fiscal 2019 Executive Compensation Program | 44 |
| Other Compensation Policies and Information | 56 |
| Compensation Committee Report | 59 |
| Compensation Tables | 60 |
| Summary Compensation Table | 60 |
| Grants of Plan-Based Awards for Fiscal 2019 | 62 |
| Outstanding Equity Awards at Fiscal 2019 Year-End | 63 |
| Option Exercises and Stock Vested in Fiscal 2019 | 64 |
| Pension Benefits and Nonqualified Deferred Compensation | 64 |
| Executive Employment Arrangements | 65 |
| Potential Payments Upon Termination or Upon Termination In Connection With a Change in Control | 67 |
| CEO Pay Ratio | 69 |
| Equity Compensation Plan Information | 70 |
| STOCK OWNERSHIP INFORMATION | 71 |
| Security Ownership of Certain Beneficial Owners and Management | 71 |
| Section 16(a) Beneficial Ownership Reporting Compliance | 72 |
| OTHER MATTERS | 73 |
| Questions and Answers about the Proxy Materials and Our 2019 Annual Meeting | 73 |
| Stockholder Proposals | 77 |
| Fiscal 2019 Annual Report and SEC Filings | 78 |

CORPORATE GOVERNANCE AT SPLUNK

PROPOSAL

1

Election of Directors

The Board recommends a vote **"FOR"** each of the nominees named below.

Our business affairs are managed under the direction of our Board, which is currently composed of eleven members. Ten of our directors are independent within the meaning of the independent director rules of The Nasdaq Stock Market. Our Board is divided into three classes of directors. At each annual meeting of stockholders, a class of directors will be elected for a three-year term to succeed the same class whose term is then expiring. Each director's term continues until the expiration of the term for which he or she is elected and until the election and qualification of his or her successor, or his or her earlier death, resignation, or removal.

Any increase or decrease in the number of directors will be distributed among the three classes so that, as nearly as possible, each class will consist of one-third of the total number of directors.

In an uncontested election, directors are elected by a majority vote. This means that in order for a nominee to be elected in an uncontested election, the number of votes cast "For" such nominee's election must exceed the number of votes cast "Against" that nominee's election. Broker non-votes and abstentions will have no effect on the outcome of such election. In addition to the majority vote standard for director elections, we have a director resignation policy described in "Other Matters—Questions and Answers about the Proxy Materials and our 2019 Annual Meeting" on page 73.

In light of the individual qualifications and experiences of each of our director nominees, and the contributions that our nominees have made to our Board, our Board has recommended that each of our director nominees be elected by our stockholders. Biographies of all our directors are set forth below under "Nominees for Directors," "Continuing Directors" and "Non-Continuing Directors."

BOARD COMPOSITION

CONSIDERATIONS IN EVALUATING DIRECTOR NOMINEES

Our Board follows an annual director nomination process that promotes thoughtful and in-depth review of overall Board composition and director nominees throughout the year. At the beginning of the process, the Nominating and Corporate Governance Committee reviews current Board composition and any specific characteristics desired for future director candidates. See "Board Refreshment and Succession Planning" below for a discussion of the characteristics identified in the most recent director search that culminated in the appointment of Sri Viswanath to our Board. In its review of incumbent director candidates, the Nominating and Corporate Governance Committee evaluates any changes in circumstances that may impact their candidacy and considers information from the Board evaluation process. Upon a recommendation from the Nominating and Corporate Governance Committee, the Board considers and approves the nomination of director candidates for election at the annual meeting of the stockholders.

In evaluating director candidates and considering incumbent directors for nomination to the Board, the Nominating and Corporate Governance Committee expects certain minimum qualifications and takes into consideration key factors, experiences, qualifications and skills that are relevant to the Board's work and the Company's strategy and strengthens the current Board's skills mix.

The Nominating and Corporate Governance Committee requires the following minimum qualifications to be satisfied by any nominee for a position on the Board:

| | | | | | | |
|--|---------------------------------------|-------------------------|---|--|-----------------------------------|-------------------------------|
| Highest personal and professional ethics & integrity | Proven achievement in nominee's field | Sound business judgment | Complementary skills to those of existing Board | Ability to assist management and significantly contribute to our success | Understanding of fiduciary duties | Commitment of time and energy |
|--|---------------------------------------|-------------------------|---|--|-----------------------------------|-------------------------------|

Key factors the Nominating and Corporate Governance Committee considers when selecting directors and refreshing the Board (in addition to the current size and composition of the Board and the needs of the Board and its committees) include:

- **Age and Tenure** – While the Board does not have term limits, the Board seeks to establish appropriate levels of director turnover. New perspectives and new ideas are critical to a forward-looking and strategic Board, as is the ability to benefit from the valuable experience and familiarity that longer-serving directors bring.
- **Diversity** – The Board amended our Corporate Governance Guidelines in December 2017 to formalize its commitment to Board diversity, by explicitly stating its commitment to include qualified diverse candidates (including gender, race and ethnicity) in the pool from which nominees are considered. We believe that the judgment and perspective offered by a diverse board of directors improves the quality of decision making and enhances the Company's business performance. We also believe such diversity can help the Board respond more effectively to the varying needs of customers, stockholders, employees and other stakeholders.
- **Experience** – The Nominating and Corporate Governance Committee strives for a Board that spans a range of expertise and perspective in areas relevant to the Company's business, strategic vision and operating and innovation environment.
- **Full-time employment/Directorships** – The Nominating and Corporate Governance Committee takes into consideration employment status and whether the director holds a current operating role or is retired, and number of other public company boards on which the director serves to evaluate whether the nominee can commit the time and energy necessary to diligently carry out his or her fiduciary responsibilities.
- **Independence** – Having an independent Board is a core element of our governance philosophy. Our Corporate Governance Guidelines provide that a majority of our directors will be independent as defined under Nasdaq rules.

The Nominating and Corporate Governance Committee also considers and evaluates other factors it deems to be in our and our stockholders' best interests. The Nominating and Corporate Governance Committee does not pre-assign any weighting or priority to any of these factors.

The Nominating and Corporate Governance Committee reviews with the Board on an annual or more frequent basis the director skills and experience qualifications that it believes are desirable to be represented on the Board. The Nominating and Corporate Governance Committee believes that it is critical for directors to have (i) experience at a technology organization, (ii) previously held or currently hold significant leadership positions, and (iii) international operations and growth experience. The Board and the Nominating and Corporate Governance Committee believe that the collective experiences and qualifications of the directors allow the Board to best fulfill its responsibilities to the long-term interest of our stockholders.

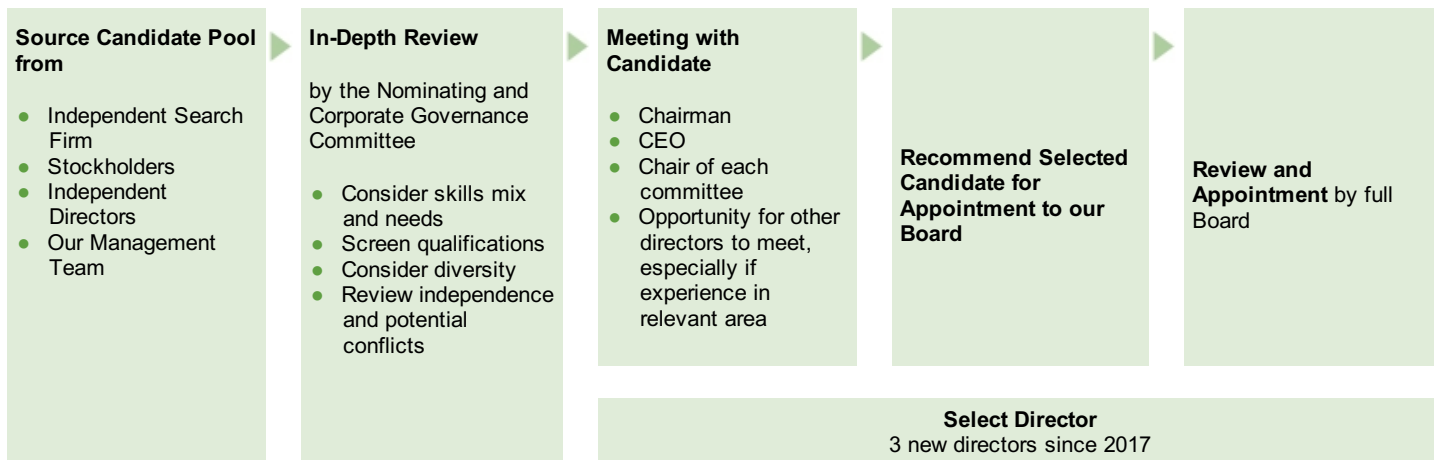
Below is a summary of the primary experience, qualifications and skills that our directors bring to the Board:

| | |
|--|---|
|  <p>Technology & Product (100%) All 11 directors are experienced leaders in the technology sector focused on innovation and collaboration, which allows them to provide valuable insight on significant issues specific to the software and enterprise software industries.</p> |  <p>Sales (55%) 6 of the directors have sales experience, which is relevant as the Company continues to expand its direct and indirect sales organization, increase customer satisfaction and renewals by offering support to ensure customer success and drive enterprise-wide adoption of its offerings.</p> |
|  <p>Leadership (100%) All 11 directors have held or hold significant leadership positions, possess strong leadership qualities and know the levers that drive change and growth, which equips them to provide constructive insight to our management team.</p> |  <p>Marketing (55%) 6 of the directors have marketing experience and expertise in brand building in rapidly-changing industries, which contributes to the Company's ability to identify and develop new markets for its offerings and expand into adjacent products, services and technologies.</p> |
|  <p>International Operations & Growth (100%) 11 of the directors have experience in the operational, financial and strategic issues facing global companies, which brings critical perspective to the Board as we continue to expand our international operations.</p> |  <p>Financial (55%) 6 of the directors have strong financial experience, having spent a significant portion of their careers focused on finance or as a C-level executive, with 3 of them previously having served as chief financial officers.</p> |
|  <p>Risk Management (82%) 9 of the directors have experience in risk management and oversight, which contributes to the Board's role in overseeing risk management and understanding the most significant risks facing the Company.</p> |  <p>Information Security & Privacy (45%) 5 of the directors have experience in information security and privacy, which enhances the Board's oversight of cybersecurity and understanding the implications of cyber risks as they relate to the Company.</p> |

BOARD REFRESHMENT AND SUCCESSION PLANNING

The Nominating and Corporate Governance Committee, together with our Board, practices a long-term approach to Board refreshment. With the assistance of an independent search firm, the Nominating and Corporate Governance Committee focuses on identifying, considering and evaluating potential Board candidates with the goal of evolving the composition of our Board in line with the strategic needs of the Company. As the Company innovates, implements new technologies and enters new markets, its business model may require directors with new or different skill sets. Our succession planning process takes the Company's evolution into account to ensure the Board remains a strategic asset capable of addressing the risks, trends, and opportunities that the Company will face in the future.

The following describes the Company's selection process for new directors:



This past year, as part of the succession planning process, and in line with its multi-year view of anticipated director departures and leadership changes, the Nominating and Corporate Governance Committee, together with the Board, discussed the Board's future composition needs. This discussion included the desired skills and attributes of successors for long-tenured directors, including Messrs. Neustaetter and Sullivan. It took into account the current and long-term needs of our business and the skills composition of our Board. This process identified an understanding of the fundamental drivers of digital transformation, cloud experience and product and engineering expertise as important to prioritize for overall Board composition. The Nominating and Corporate Governance Committee worked with a third-party search firm to identify candidates with these skills and attributes. In the fall of 2018, the Board launched a search process which culminated in March 2019 with the appointment of Sri Viswanath, Chief Technology Officer of Atlassian Corporation Plc, to our Board.

Other recent changes to our Board and committee composition include the retirement of two long-tenured directors, Messrs. Neustaetter and Sullivan effective immediately following the Annual Meeting and the appointment of Mr. Smith as Chairman of the Board. In addition, the Board appointed Mr. Connors as chair of the Audit Committee, Ms. Morrison as chair of the Nominating and Corporate Governance Committee, replacing Mr. Connors, and Mr. Viswanath as a member of the Nominating and Corporate Governance Committee.

NOMINEES FOR DIRECTOR

MARK CARGES



Independent
Former CTO of eBay

Age 57

Director Since 2014

Splunk Committee(s):
Compensation Committee

Mark Carges has served as a member of our Board since 2014. Mr. Carges previously served as the Chief Technology Officer of eBay Inc., an e-commerce company, from September 2009 to September 2014. From September 2009 to November 2013, he also served as eBay's Senior Vice President, Global Products, Marketplaces. From September 2008 to September 2009, he served as eBay's Senior Vice President, Technology. From November 2005 to May 2008, Mr. Carges served as Executive Vice President, Products and General Manager of the Business Interaction Division of BEA Systems, Inc., a software company (acquired by Oracle Corporation). Mr. Carges has served as a member of the board of directors of Veeva Systems Inc., a provider of industry cloud solutions for the global life sciences industry, since 2017. Mr. Carges previously served on the board of directors of Rally Software Development Corp., a provider of cloud-based solutions for managing software development (acquired by CA Technologies), from 2011 to 2015. Mr. Carges holds a B.A. from the University of California, Berkeley and an M.S. from New York University.

Mr. Carges possesses specific attributes that qualify him to serve as a director, including his knowledge and experience in the software industry and professional experience serving in leadership positions at various technology companies.

Mr. Carges brings the following primary experiences, qualifications and skills to the Board:



Technology & Product



Leadership



International Operations & Growth



Risk Management



Sales



Information Security & Privacy

ELISA STEELE



Independent
CEO of Namely

Age 52

Director Since 2017

Splunk Committee(s):
Compensation Committee

Elisa Steele has served as a member of our Board since 2017. Since 2018, Ms. Steele has served as Chief Executive Officer at Namely, Inc., a financial and human capital management software company. Ms. Steele previously served as Chief Executive Officer and President of Jive Software, Inc., a collaboration software company (acquired by Aurea), from 2015 to 2017. From 2014 to 2015, she served in various executive positions at Jive Software, including President; Executive Vice President, Strategy and Chief Marketing Officer; and Executive Vice President, Marketing and Products. Prior to joining Jive Software, Ms. Steele served as Chief Marketing Officer and Corporate Vice President, Consumer Apps & Services at Microsoft Corporation, a worldwide provider of software, services and solutions, and Chief Marketing Officer of Skype, an Internet communications company, from 2012 to 2014. Ms. Steele also has held executive leadership positions Yahoo! Inc. and NetApp, Inc. Ms. Steele has served as a member of the board of directors of Cornerstone OnDemand, Inc., a learning and human capital management software company, since 2018. Ms. Steele holds a B.S. from the University of New Hampshire and an M.B.A. from San Francisco State University.

Ms. Steele possesses specific attributes that qualify her to serve as a director, including her knowledge and experience in the software industry and professional experience as a current and former executive of various technology companies.

Ms. Steele brings the following primary experiences, qualifications and skills to the Board:



Technology & Product



Leadership



International Operations & Growth



Risk Management



Marketing

SRI VISWANATH



Independent
CTO of Atlassian

Age 43

Director Since 2019

Splunk Committee(s):
Nominating and Corporate
Governance Committee

Sri Viswanath has served as a member of our board of directors since 2019. Since 2016, Mr. Viswanath has served as Chief Technology Officer at Atlassian Corporation Plc, a provider of team collaboration and productivity software. Prior to joining Atlassian, Mr. Viswanath served as Senior Vice President of Engineering and Operations from April 2013 to October 2014 and Chief Technology Officer from October 2014 to January 2016 at Groupon, Inc., an e-commerce company. From 2012 to 2013, he served as Vice President of Research and Development for mobile computing at VMware, Inc., a provider of cloud and virtualization software and services. His previous experience also includes senior-level product positions at Glam Media, Inc. and Ning Inc. (acquired by Glam Media). He began his career in engineering roles at Sun Microsystems, Inc. Mr. Viswanath previously served on the board of directors of SendGrid, Inc., a provider of a cloud-based customer communication platform (acquired by Twilio Inc.), from 2017 to 2019. Mr. Viswanath holds a B.E. from Bangalore University, and a M.S. from each of Clemson University and Stanford University.

Mr. Viswanath possesses specific attributes that qualify him to serve as a director, including his product and engineering expertise, his knowledge and experience in the software industry and professional experience serving in leadership positions at other public companies.

Mr. Viswanath brings the following primary experiences, qualifications and skills to the Board:


Technology
& Product


Leadership


International
Operations
& Growth


Information
Security
& Privacy

CONTINUING DIRECTORS

JOHN CONNORS



Independent
Managing Partner at
Ignition Partners

Age 60

Director Since 2007

Splunk Committee(s):
Audit Committee

John Connors has served as a member of our Board since 2007. Since 2005, Mr. Connors has been a managing partner at Ignition Partners, LLC, a venture capital firm. Prior to joining Ignition Partners, Mr. Connors served in various management positions at Microsoft Corporation, a worldwide provider of software, services and solutions, from 1989 to 2005, including most recently as Senior Vice President and Chief Financial Officer from 1999 to 2005. Mr. Connors has served as a member of the board of directors of NIKE, Inc., a designer, marketer and distributor of authentic athletic footwear, apparel, equipment and accessories, since 2005. Mr. Connors holds a B.A. from the University of Montana.

Mr. Connors possesses specific attributes that qualify him to serve as a director, including his substantial experience as an investment professional in the business software and services industry and his experience as an executive in the software industry and as a member of the board of directors and audit and finance committee of a Fortune 500 company. Mr. Connors also brings historical knowledge of our business and continuity to the Board, as well as accounting experience and financial expertise.

Mr. Connors brings the following primary experiences, qualifications and skills to the Board:



PATRICIA MORRISON



Independent
Former EVP, Customer
Support Services, and
CIO of Cardinal Health

Age 59


Director Since 2013

Splunk Committee(s):
Audit Committee;
Nominating and Corporate
Governance Committee

Patricia Morrison has served as a member of our Board since 2013. Ms. Morrison was Executive Vice President, Customer Support Services and Chief Information Officer at Cardinal Health, Inc., a provider of healthcare services, from 2009 to 2018. Prior to joining Cardinal Health, Ms. Morrison was Chief Executive Officer of Mainstay Partners, a technology advisory firm, from 2008 to 2009, and Executive Vice President and Chief Information Officer at Motorola, Inc., a designer, manufacturer, marketer and seller of mobility products, from 2005 to 2008. Her previous experience also includes Chief Information Officer of Office Depot, Inc. and senior-level information technology positions at PepsiCo, Inc., The Quaker Oats Company, General Electric Company and The Procter & Gamble Company. Ms. Morrison has served as a member of the board of directors of Aramark, a global provider of food, facilities and uniform services, since 2017, and Baxter International Inc., a global medical products company, since 2019. Ms. Morrison holds a B.A. and B.S. from Miami University in Oxford, Ohio.

Ms. Morrison possesses specific attributes that qualify her to serve as a director, including her information technology expertise and professional experience as an executive and as a member of the board of directors of other public companies.

Ms. Morrison brings the following primary experiences, qualifications and skills to the Board:



STEPHEN NEWBERRY



Independent
Chairman of Lam Research

Age 65

Director Since 2013

Splunk Committee(s):
Compensation Committee

Stephen Newberry has served as a member of our Board since 2013. Mr. Newberry has been a director of Lam Research Corporation, a supplier of wafer fabrication equipment and services, since 2005, and has served as the chairman of the board of Lam Research since 2012. He served as Lam Research's Chief Executive Officer from 2005 to 2011, President from 1998 to 2010, and Chief Operating Officer from 1997 to 2005. Prior to joining Lam Research, Mr. Newberry held various executive positions at Applied Materials, Inc., a provider of manufacturing solutions for the semiconductor, flat panel display and solar industries. Mr. Newberry previously served on the board of directors of Nanometrics Incorporated, a provider of process control metrology and inspection systems, from 2011 to 2015. Mr. Newberry holds a B.S. from the United States Naval Academy and is a graduate of the Program for Management Development at Harvard Business School.

Mr. Newberry possesses specific attributes that qualify him to serve as a director, including the perspective and experience he brings as a former executive of global technology companies.

Mr. Newberry brings the following primary experiences, qualifications and skills to the Board:

| | | | | | | |
|---|---|--|--|--|--|--|
|  Technology & Product |  Leadership |  International Operations & Growth |  Risk Management |  Sales |  Marketing |  Financial |
|---|---|--|--|--|--|--|

SARA BAACK



Independent
Chief Product Officer
of Equinix

Age 47







Director Since 2017

Splunk Committee(s):
Nominating and Corporate
Governance Committee

Sara Baack has served as a member of our Board since 2017. Since April 2019, Ms. Baack has served as Chief Product Officer of Equinix, Inc., a global interconnection and data center company. Previously, she was Equinix's Chief Marketing Officer from 2012 to April 2019. Prior to joining Equinix, Ms. Baack served in various executive positions at Level 3 Communications Inc., a provider of integrated communications services, most recently as Senior Vice President, Voice Services from 2007 to 2012 and in other leadership positions in the company from 2000 to 2007. Prior to Level 3, she worked in financial services investing private equity for PaineWebber Capital (since acquired by UBS Group AG). Ms. Baack holds a B.A. from Rice University and an M.B.A. from Harvard Business School.

Ms. Baack possesses specific attributes that qualify her to serve as a director, including her knowledge and experience in the information technology services industry and professional experience serving in leadership positions at other public companies.

Ms. Baack brings the following primary experiences, qualifications and skills to the Board:

| | | | | | |
|---|---|--|--|--|--|
|  Technology & Product |  Leadership |  International Operations & Growth |  Sales |  Marketing |  Financial |
|---|---|--|--|--|--|

DOUGLAS MERRITT



President and CEO of Splunk

Age 55

Director Since 2015

Splunk Committee(s):
None

Douglas Merritt has served as our President, CEO and a member of our Board since 2015. Mr. Merritt served as our Senior Vice President of Field Operations from 2014 to 2015. Prior to joining us, he served as Senior Vice President of Products and Solutions Marketing at Cisco Systems, Inc., a networking company, from 2012 to 2014. From 2011 to 2012, he served as Chief Executive Officer of Baynote, Inc., a behavioral personalization and marketing technology company. Previously, Mr. Merritt served in a number of executive roles and as a member of the extended Executive Board at SAP A.G., an enterprise software company, from 2005 to 2011. From 2001 to 2004, Mr. Merritt served as Group Vice President and General Manager of the Human Capital Management Product Division at PeopleSoft Inc., a software company (acquired by Oracle Corporation). He also co-founded and served as Chief Executive Officer of Icarian, Inc., a cloud-based company (since acquired by Workstream Corp.), from 1996 to 2001. Mr. Merritt holds a B.S. from The University of the Pacific in Stockton, California.

Mr. Merritt possesses specific attributes that qualify him to serve as a director, including the knowledge and perspective he brings through his experience as our CEO and our former Senior Vice President of Field Operations, and his experience as a public company executive and as a member of the board of directors of private companies in the enterprise software industry.

Mr. Merritt brings the following primary experiences, qualifications and skills to the Board:

| | | | | | | |
|---|---|--|--|--|--|---|
|  Technology & Product |  Leadership |  International Operations & Growth |  Risk Management |  Sales |  Marketing |  Information Security & Privacy |
|---|---|--|--|--|--|---|

GRAHAM SMITH



Independent Chairman of Splunk

Age 59

Director Since 2011

Splunk Committee(s):
Audit Committee

Graham Smith has served as a member of our Board since 2011 and was appointed Chairman in 2019. Mr. Smith was Executive Vice President at salesforce.com, inc., a provider of enterprise cloud computing software, in 2015. Previously he was salesforce's Executive Vice President, Finance from 2014 to 2015, Executive Vice President and Chief Financial Officer from 2008 to 2014, and Executive Vice President and Chief Financial Officer Designate from 2007 to 2008. Prior to joining salesforce, Mr. Smith served as Chief Financial Officer at Advent Software Inc., a portfolio accounting software company, from 2003 to 2007. Mr. Smith has served as a member of the board of directors of Xero Limited, an online accounting software company, and BlackLine, Inc., a provider of cloud-based solutions for finance and accounting, each since 2015. Mr. Smith previously served on the board of directors of Citrix Systems, Inc., an enterprise software company, from 2015 to 2018 and MINDBODY, Inc., a cloud-based wellness services marketplace (acquired by Vista Equity Partners), from 2015 to 2019. Mr. Smith holds a B.Sc. from Bristol University in England and qualified as a chartered accountant in England and Wales.

Mr. Smith possesses specific attributes that qualify him to serve as a director, including his financial expertise and professional experience as an executive and as a member of the board of directors of other public software companies.

Mr. Smith brings the following primary experiences, qualifications and skills to the Board:

| | | | | |
|---|---|--|--|--|
|  Technology & Product |  Leadership |  International Operations & Growth |  Risk Management |  Financial |
|---|---|--|--|--|

NON-CONTINUING DIRECTORS

THOMAS NEUSTAETTER



Independent
Managing Director at
JK&B Capital

Age 67

Director Since 2010

Splunk Committee(s):
Nominating and Corporate
Governance Committee

Thomas Neustaetter has served as a member of our Board since 2010. Since 1999, Mr. Neustaetter has been a Managing Director at JK&B Capital, a venture capital firm. Prior to joining JK&B Capital, Mr. Neustaetter was a partner at The Chatterjee Group, an affiliate of Soros Fund Management, from 1996 to 1999. Mr. Neustaetter holds a B.A. from the University of California, Berkeley and an M.B.A. and M.S. from the University of California, Los Angeles.

Mr. Neustaetter possesses specific attributes that qualify him to serve as a director, including his financial expertise and his substantial experience as an investment professional and as a director of software companies.

Mr. Neustaetter brings the following primary experiences, qualifications and skills to the Board:



Technology
& Product



Leadership



International
Operations
& Growth



Risk
Management



Financial

GODFREY SULLIVAN



Independent
Former CEO of Splunk

Age 65

Director Since 2008

Splunk Committee(s):
None

Godfrey Sullivan has served as a member of our Board since 2008 and served as Chairman from 2011 to 2019. Mr. Sullivan previously served as our President and Chief Executive Officer from 2008 to 2015. Prior to joining us, he served as President from 2001 to 2007 and Chief Executive Officer from 2004 to 2007 at Hyperion Solutions Corporation, a performance management software company (acquired by Oracle Corporation). He served as Hyperion's Chief Operating Officer from 2001 to 2004, and as a member of the board of directors from 2004 to 2007. Mr. Sullivan has served as a member of the board of directors of RingCentral, Inc., a provider of cloud-based communications and collaboration solutions, since 2019. Mr. Sullivan previously served on the board of directors of Informatica Corporation, a data integration software provider, from 2008 to 2013, and Citrix Systems, Inc., an enterprise software company, from 2005 to 2018. Mr. Sullivan holds a B.B.A. from Baylor University.

Mr. Sullivan possesses specific attributes that qualify him to serve as a director, including the perspective and experience he brings as our former CEO and his experience as an executive and as a member of the board of directors of other companies in the enterprise software industry. Mr. Sullivan also brings historical knowledge of our business, operational expertise and continuity to the Board.

Mr. Sullivan brings the following primary experiences, qualifications and skills to the Board:



Technology
& Product



Leadership



International
Operations
& Growth



Risk
Management



Sales



Marketing

DIRECTOR INDEPENDENCE

Our common stock is listed on The NASDAQ Global Select Market. Under the rules of The Nasdaq Stock Market, independent directors must comprise a majority of a listed company’s board of directors, and subject to specified limited exceptions, all members of its audit, compensation, and nominating and corporate governance committees must be independent. Under those rules, a director is independent only if a company’s board of directors makes an affirmative determination that the director has no material relationship with the company that would impair his or her independence.

Our Board has undertaken a review of the independence of each director. In making this determination, our Board considered the relationships that each non-employee director has with us and all other facts and circumstances that our Board deemed relevant in determining their independence, including the beneficial ownership of our capital stock of each non-employee director, as well as relationships that our directors may have with our customers and vendors. Based on this review, our Board has determined that Mses. Baack, Morrison and Steele, and Messrs. Carges, Connors, Neustaetter, Newberry, Smith, Sullivan and Viswanath, representing ten of our eleven directors, are “independent” as that term is defined under the rules of The Nasdaq Stock Market for purposes of serving on our Board and committees of our Board. Consistent with Nasdaq rules, Mr. Sullivan was deemed independent as of November 19, 2018, which was three years after his retirement as our President and Chief Executive Officer.




STOCKHOLDER RECOMMENDATIONS

The Nominating and Corporate Governance Committee will consider candidates for directors recommended by stockholders holding at least one percent of our fully diluted capitalization continuously for at least 12 months. The Nominating and Corporate Governance Committee will evaluate such recommendations in accordance with its charter, our Bylaws, our policies and procedures for director candidates, as well as the nominee criteria described above. This process is designed to ensure that the Board includes members with diverse backgrounds, skills and experience, including appropriate financial and other expertise relevant to our business. Stockholders meeting the applicable requirements that wish to recommend a candidate for nomination should contact our Corporate Secretary in writing. Such recommendations must include the candidate’s name, home and business contact information, detailed biographical data, relevant qualifications, a statement of support by the recommending stockholder, evidence of the recommending stockholder’s ownership of our stock and a signed letter from the candidate confirming willingness to serve on our Board. The Nominating and Corporate Governance Committee has discretion to decide which individuals to recommend for nomination as directors. We did not receive any stockholder recommendations in 2018.

STOCKHOLDER NOMINATIONS

Our Bylaws permit stockholders to nominate director candidates through proxy access for inclusion in our proxy statement.

PROXY ACCESS PROCESS

| | | |
|---|--|---|
| <p>1</p>  <p>a single stockholder, or group of up to 20 stockholders (or 25 stockholders, if our annual revenues are greater than \$4 billion for the most recently completed fiscal year) owning 3% outstanding stock for at least 3 years consecutively</p> | <p>2</p>  <p>the individual or group may submit up to 20% (if there are 10 or more directors in office) or up to 25% (if there are nine or fewer directors in office) of the directors then in office, but in no case less than one nominee</p> | <p>3</p>  <p>stockholders and nominees who satisfy the requirements specified by our Bylaws are included in the proxy statement</p> |
|---|--|---|

[Table of Contents](#)

[Corporate Governance at Splunk](#)

To be timely for our 2020 annual meeting of stockholders, our Corporate Secretary must receive a stockholder's notice of a proxy access nomination at our principal executive offices:

- not earlier than December 2, 2019; and
- not later than the close of business on January 1, 2020.

ADVANCE NOTICE PROCEDURE

Our Bylaws also permit stockholders to nominate directors for election at an annual meeting of stockholders. To nominate a director, the stockholder must provide the information required by our Bylaws. In addition, the stockholder must give timely notice to our Corporate Secretary in accordance with our Bylaws, which, in general, require that the notice be received by our Corporate Secretary within the time period described under "Other Matters—Stockholder Proposals" for stockholder proposals that are not intended to be included in our proxy statement.

BOARD'S ROLE AND RESPONSIBILITIES

Stockholders elect the Board to oversee our management team and to serve stockholders' long-term interests. In exercising their fiduciary duties, the Board represents and acts in the interests of our stockholders and is committed to strong corporate governance. The Board is deeply involved in the Company's strategic planning process, risk oversight, human capital management, succession planning and selecting and evaluating the performance of our CEO.

LONG-TERM STRATEGIC PLANNING

Our Board recognizes the importance of assuring that our overall business strategy is designed to create long-term, sustainable value for our stockholders. As a result, our Board maintains an active oversight role in helping our management team formulate, plan and implement the Company's strategy. The Board and our management team routinely discuss the execution of our long-term strategic plans, the status of key initiatives and the key opportunities and risks facing the Company. At least annually, the Board participates in an in-depth review of the Company's overall strategy with our management team. The Board and our management team discuss the industry and competitive landscapes, and short- and long-term plans and priorities. In addition to our business strategy, the Board reviews the Company's financial plan for the upcoming year, which is aligned to the Company's long-term strategic plans and priorities.

RISK OVERSIGHT

Our Board recognizes the importance of effective risk oversight in running a successful business and in fulfilling its fiduciary responsibilities to the Company and its stockholders. Our Board is responsible for assuring that an appropriate culture of risk management exists within the Company and for setting the right "tone at the top," overseeing our aggregate risk profile and focusing on how the Company addresses specific risks, such as strategic and competitive risks, financial risks, brand and reputation risks, legal, compliance and geo-political risks, operational risks and cybersecurity and technology risks.

Our Board exercises its risk oversight responsibility both directly and through its three standing committees, each of which is delegated specific risks and keeps our Board informed of its oversight efforts through regular reports by the committee chairs. Our management team is responsible for the day-to-day management of risks we face and members of our management team engage with the Board and its three standing committees regularly regarding such risks. Throughout the year, our Board and each committee spend a portion of their time reviewing and discussing specific risk topics.

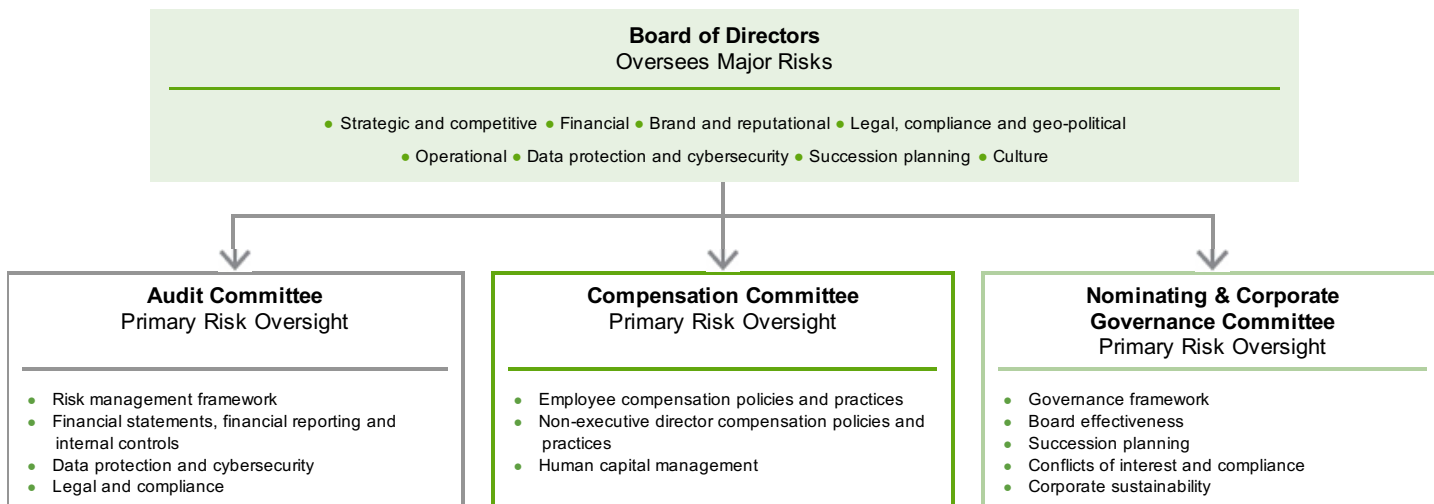
In addition, those employees representing certain core business functions also regularly engage with the Board and its committees. For example:

- Our Chief Information Security Officer ("CISO") provides periodic updates to the Audit Committee on cybersecurity and other risks relevant to our information technology environment. The Board and the Audit Committee also receive updates about the results of periodic exercises and response readiness assessments led by our CISO and outside advisors who provide a third-party independent assessment of our cyber risk management program and our internal response preparedness.
- Reporting to the Audit Committee, our internal audit function provides objective audit, investigative, and advisory services aimed at providing assurance to our management team and the Board that the Company is anticipating, identifying, assessing, and appropriately prioritizing and mitigating risks.

- Representatives from our Legal Department update our Board regularly on material legal, compliance, governance and geo-political matters.
- Our Strategy and Corporate Development team, along with others, assists the Board in its governance of strategic acquisitions and investments and assessments of the competitive landscape.

Our Board believes that its current leadership structure, described in detail under “Board Effectiveness” on page 22, supports the risk oversight function of our Board by providing for open communication between our management team and our Board. In addition, independent directors chair the various committees involved in assisting with risk oversight, and all directors are involved in the risk oversight function.

The following are the key oversight responsibilities of our Board and its committees:



LEADERSHIP DEVELOPMENT AND MANAGEMENT SUCCESSION PLANNING

The Board and management team recognize the importance of continuously developing our executive talent. Our management team conducts periodic talent reviews that includes succession plans for our senior leadership positions. In addition, our Board periodically reviews a succession plan for the CEO position, using formal criteria to evaluate potential successors. In conducting its evaluation, the Board considers organizational needs, competitive challenges, leadership/ management potential and development, and emergency situations.

In addition to executive and management succession, the Nominating and Corporate Governance Committee regularly oversees and plans for director succession and refreshment of the Board to ensure a mix of skills, experience, tenure and diversity, as described under “Board Composition—Board Refreshment and Succession Planning” beginning on page 12.

CEO EVALUATION PROCESS

Our Board conducts an annual CEO evaluation process, consisting of both a performance review and a compensation analysis. For fiscal 2019, the performance evaluation component was led by our Lead Independent Director and chair of the Compensation Committee and included an assessment of the CEO’s performance in light of set objectives, 360 feedback evaluations provided by individuals who substantively interact with the CEO, and a detailed CEO self-assessment. Separately, the Compensation Committee’s independent compensation consultant conducted a market analysis to assess alignment of CEO compensation with competitive market practices and provided its findings to the Compensation Committee. Once all the relevant performance data had been collected, our Lead Independent Director and chair of the Compensation Committee prepared and presented their evaluation on CEO performance to the Board. The Compensation Committee then met in executive session to discuss the CEO performance evaluation results and CEO compensation. After reviewing all the collected data regarding performance, the Compensation Committee made its decision regarding CEO compensation for fiscal 2019. Our CEO abstained from participating in all discussions of the Compensation Committee and Board related to the final determination of his compensation.

BOARD EFFECTIVENESS

LEADERSHIP STRUCTURE

Effective March 21, 2019, Mr. Sullivan stepped down from his position as non-executive Chairman of our Board and the Board appointed Mr. Smith, one of the Company's independent directors, as Chairman. The Chairman presides over meetings of the Board, presides over meetings of stockholders, works with our management team to prepare agendas for meetings of the Board, serves as a liaison between our management team and the directors, and performs additional duties as the Board determines. Our Board believes that its leadership structure appropriately and effectively allocates authority, responsibility, and oversight between our management team and the members of our Board. It gives primary responsibility for the operational leadership and strategic direction of the Company to our CEO, while the Chairman facilitates our Board's independent oversight of our management team, promotes communication between our management team and our Board, engages with stockholders, and leads our Board's consideration of key governance matters.

Our Corporate Governance Guidelines require an independent director to serve as Lead Independent Director if the Chairman is not an independent director. As the Chairman is currently an independent director, Mr. Connors stepped down as Lead Independent Director, effective March 21, 2019, and continues to serve as a member of our Board.

The Nominating and Corporate Governance Committee periodically reviews the Board's leadership structure and when appropriate, recommends changes to the Board's leadership structure, taking into consideration the needs of the Board and the Company at such time.

EXECUTIVE SESSIONS

The non-employee, independent members of our Board and all committees of the Board generally meet in executive session without our management team present during their regularly scheduled board and committee meetings. Historically, the Lead Independent Director presided over these Board meetings, but going forward, for as long as we have an independent Chairman, the Chairman will preside over these meetings.

BOARD EVALUATIONS

Each year, the Nominating and Corporate Governance Committee reviews the format and framework of the Board and committee evaluation process and oversees the process itself.

The evaluation process has historically taken one of two forms: an internal assessment led by the Lead Independent Director or an assessment using the services of an independent third-party consultant. In either instance, the purpose of the evaluation is to focus on areas in which the Board or the committees believe contributions can be made going forward to increase the effectiveness of the Board or the committees. While this formal evaluation is conducted on an annual basis, directors share perspectives, feedback and suggestions year-round.

For fiscal 2019, as with fiscal 2018 and fiscal 2017, the Nominating and Corporate Governance Committee used a third-party consultant, experienced in corporate governance matters, to assist with the Board and committee evaluation process. Directors were interviewed by the independent third party and gave specific feedback on individual directors, committees and the Board in general. Directors responded to questions regarding, among other things, Board and committee processes, Board composition and expertise and other matters designed to elicit information to be used in improving Board and committee effectiveness. The independent third party synthesized the results and comments received during such interviews. At subsequent meetings, the Lead Independent Director, in conjunction with the independent third-party consultant, presented the findings to the Nominating and Corporate Governance Committee and the Board, followed by review and discussion by the full Board.

Over the past few years, the evaluation process has led to a broader scope of topics covered in Board meetings and improvements in Board process. These improvements include changes relating to the preparation and distribution of Board materials, adjustments to the timing and location of Board and committee meetings, holding a directors' education day, and participating in an annual in-depth review of the Company's overall strategy with our management team. The process has also informed Board and committee composition and leadership roles, which includes evolution of the director skills and experience qualifications criteria to meet the current and anticipated needs of the business. Results of the process, including review of contributions and performance of each director, are used by the Nominating and Corporate Governance Committee when considering whether to nominate the director for re-election to the Board.

DIRECTOR ONBOARDING AND CONTINUING EDUCATION

All new directors participate in an orientation program which familiarizes them with the Company's business, operations, strategies and corporate governance practices, and assists them in developing Company and industry knowledge to optimize their service on the Board. The onboarding process includes meetings with members of our management team to accelerate their effectiveness to engage fully in deliberations of our Board.

The Company encourages directors to participate in continuing education programs focused on the Company's business and industry, committee roles and responsibilities and legal and ethical responsibilities of directors. The Company reimburses directors for their expenses associated with this participation. We provide membership in the National Association of Corporate Directors to all Board members. We also encourage our directors to attend Splunk events such as our annual users' conference and take virtual Splunk education classes. Continuing director education is also provided during Board meetings and other Board discussions as part of the formal meetings and may include internally developed materials and presentations as well as programs presented by third parties. In fiscal 2019, we held a directors' education day in connection with the September meeting of the Board and its committees, which included presentations by outside experts based on input from directors regarding topics of interest.

BOARD MEETINGS AND COMMITTEES

During our fiscal year ended January 31, 2019, the Board held seven meetings, and no director attended fewer than 75% of the total number of meetings of the Board and the committees of which such director was a member.

Although we do not have a formal policy regarding attendance by members of our Board at annual meetings of stockholders, we encourage directors to attend. All directors who were serving at the time of the 2018 annual meeting of stockholders attended the meeting.

Our Board has an Audit Committee, a Compensation Committee, and a Nominating and Corporate Governance Committee, each of which has the composition and responsibilities described below. Members serve on these committees until their resignation or until otherwise determined by our Board.

AUDIT COMMITTEE



JOHN CONNORS
Chair

The current members of our Audit Committee are Messrs. Connors and Smith and Ms. Morrison. Our Board has determined that each of the members of our Audit Committee satisfies the requirements for independence and financial literacy under the rules and regulations of The Nasdaq Stock Market and the SEC applicable to Audit Committee members. Our Board has also determined that both Messrs. Connors and Smith are audit committee financial experts as contemplated by the rules of the SEC implementing Section 407 of the Sarbanes Oxley Act of 2002. The Audit Committee held ten meetings during the fiscal year ended January 31, 2019.

Our Audit Committee oversees our accounting and financial reporting processes and the audit of our financial statements and assists our Board in monitoring our financial systems and our legal and regulatory compliance. Our Audit Committee is responsible for, among other things:

- appointing, compensating and overseeing the work of our independent auditors, including resolving disagreements between our management team and the independent registered public accounting firm regarding financial reporting;
- approving engagements of the independent registered public accounting firm to render any audit or permissible non-audit services;
- reviewing the qualifications and independence of the independent registered public accounting firm;
- reviewing our financial statements and related disclosures and reviewing our critical accounting policies and practices;
- reviewing the adequacy and effectiveness of our internal control over financial reporting;
- establishing procedures for the receipt, retention and treatment of accounting and auditing related complaints and concerns;
- preparing the audit committee report required by SEC rules to be included in our annual proxy statement;
- reviewing and discussing with our management team and the independent registered public accounting firm the results of our annual audit, our quarterly financial statements and our publicly filed reports;
- reviewing and maintaining the related person transaction policy to ensure compliance with applicable law and that any proposed related person transactions are disclosed as required;
- overseeing the internal audit function; and
- overseeing the adequacy and effectiveness of the Company's risk management framework.

Our Audit Committee operates under a written charter that was adopted by our Board and satisfies the applicable standards of the SEC and The Nasdaq Stock Market. A copy of the Audit Committee Charter is available on our investor website at <http://investors.splunk.com/corporate-governance>.

COMPENSATION COMMITTEE



**STEPHEN
NEWBERRY**
Chair

The current members of our Compensation Committee are Messrs. Carges and Newberry and Ms. Steele. Our Board has determined that each of the members of our Compensation Committee is independent within the meaning of the independence requirements of The Nasdaq Stock Market. Our Board has also determined that the composition of our Compensation Committee meets the requirements for independence under, and the functioning of our Compensation Committee complies with, any applicable requirements of The Nasdaq Stock Market and SEC rules and regulations. The Compensation Committee held seven meetings during the fiscal year ended January 31, 2019.

Our Compensation Committee oversees our compensation policies, plans and programs. Our Compensation Committee is responsible for, among other things:

- annually reviewing and approving the primary components of compensation for our CEO and other executive officers;
- reviewing and approving compensation and corporate goals and objectives relevant to the compensation for our CEO and other executive officers;
- evaluating the performance of our CEO and other executive officers in light of established goals and objectives;
- periodically evaluating the competitiveness of the compensation of our CEO and other executive officers and our overall compensation plans;
- providing oversight of our overall compensation plans and of our 401(k) plan;
- reviewing and discussing with our management team the risks arising from our compensation policies and practices for all employees to determine if there is a reasonable likelihood of a material adverse effect on us;
- evaluating and making recommendations regarding director compensation; and
- administering our equity compensation plans for our employees and directors.

Our Compensation Committee operates under a written charter that was adopted by our Board and satisfies the applicable standards of the SEC and The Nasdaq Stock Market. A copy of the Compensation Committee Charter is available on our investor website at <http://investors.splunk.com/corporate-governance>.

Our Compensation Committee has delegated certain day-to-day administrative and ministerial functions to our officers under our equity compensation plans and our 401(k) plan.

Compensation Committee Interlocks and Insider Participation. None of Messrs. Carges or Newberry or Ms. Steele, who serves or has served during the past fiscal year as a member of our Compensation Committee, is an officer or employee of our Company. None of our executive officers currently serves, or in the past fiscal year has served, as a member of the board of directors or compensation committee of any entity that has one or more executive officers serving on our Board or Compensation Committee.

NOMINATING AND CORPORATE GOVERNANCE COMMITTEE



PATRICIA MORRISON
Chair

The current members of our Nominating and Corporate Governance Committee are Ms. Baack and Morrison and Messrs. Neustaetter and Viswanath. Mr. Neustaetter is retiring after the Annual Meeting and will no longer serve on the Nominating and Corporate Governance Committee following the Annual Meeting. Our Board has determined that each of the members of our Nominating and Corporate Governance Committee is independent within the meaning of the independence requirements of The Nasdaq Stock Market. Mr. Connors, who served on the Nominating and Corporate Governance Committee until March 2019, was independent during his service. The Nominating and Corporate Governance Committee held four meetings during the fiscal year ended January 31, 2019.

Our Nominating and Corporate Governance Committee oversees and assists our Board in reviewing and recommending corporate governance policies and nominees for election to our Board and its committees. The Nominating and Corporate Governance Committee is responsible for, among other things:

- recommending desired qualifications for Board and committee membership and conducting searches for potential members of our Board;
- evaluating and making recommendations regarding the organization and governance of our Board and its committees and changes to our Certificate of Incorporation, Bylaws, the Code and stockholder communications;
- reviewing succession planning for our CEO and other executive officers and evaluating potential successors;
- assessing the performance of board members and making recommendations regarding committee and chair assignments and composition and the size of our Board and its committees;
- evaluating and making recommendations regarding the creation of additional committees or the change in mandate or dissolution of committees;
- reviewing and making recommendations with regard to our Corporate Governance Guidelines and compliance with laws and regulations;
- reviewing and approving conflicts of interest of our directors and corporate officers, other than related person transactions reviewed by the Audit Committee; and
- providing oversight of our stockholder engagement program.

Our Nominating and Corporate Governance Committee operates under a written charter that was adopted by our Board and satisfies the applicable standards of the SEC and The Nasdaq Stock Market. A copy of the Nominating and Corporate Governance Committee Charter is available on our investor website at <http://investors.splunk.com/corporate-governance>.

NON-EMPLOYEE DIRECTOR COMPENSATION

Our non-employee director compensation program is designed to attract, retain and reward qualified non-employee directors and align the financial interests of the non-employee directors with those of our stockholders. Pursuant to this program, each member of our Board who is not our employee receives the cash and equity compensation for Board service described below. We also reimburse our non-employee directors for expenses incurred in connection with attending Board and committee meetings, assisting with other Company business, such as meeting with potential officer and director candidates, as well as continuing director education.

This program was developed shortly following our initial public offering in consultation with our Compensation Committee's independent compensation consultant at the time, Radford, an Aon Hewitt Company ("Radford"). Radford provided director compensation program design considerations, proposed alternative program designs for consideration, and presented competitive non-employee director compensation data and analyses including compensation data from our then-current peer group. Our Compensation Committee and Board considered and discussed these program design considerations, alternatives and data and analyses. Upon our Compensation Committee's recommendation, our Board adopted our non-employee director compensation program, consistent with Radford's recommendations, which we believe provides our non-employee directors with reasonable and appropriate compensation that is commensurate with the services they provide and competitive with compensation paid by our peers to their non-employee directors.

Our Compensation Committee has the primary responsibility for reviewing the compensation paid to our non-employee directors and making recommendations for adjustments, as appropriate, to the full Board. The Compensation Committee undertakes a biennial review of the type and form of compensation paid to our non-employee directors, which includes a market assessment and analysis by its independent compensation consultant. As part of this analysis, the independent compensation consultant reviews non-employee director compensation trends and data from companies comprising the same executive compensation peer group used by the Compensation Committee in connection with its review of executive compensation. Following a market assessment and analysis in early fiscal 2020 by Compensia, Inc. ("Compensia"), the Compensation Committee's independent compensation consultant, our Board approved increases of \$10,000 per year for service as non-executive Chairman of the Board, \$5,000 per year for service as chair of the Audit Committee, and \$2,500 per year for service as chair of the Nominating and Corporate Governance Committee, in each case effective as of March 21, 2019. No changes were made to the equity compensation of our directors. The Board made these changes in order to continue to attract, retain and reward qualified directors, consistent with market practices and the demands placed on our Board.

AMONG THE HIGHLIGHTS OF OUR PROGRAM:

- Periodic market assessments and analyses by the Compensation Committee's independent compensation consultants; most recently completed assessment in 2019 indicated director total compensation was nearly at the peer median.
- Equity makes up a meaningful portion of the directors' overall compensation mix to align interests with stockholders.
- Reasonable cash retainers for leadership roles and committee membership to recognize additional time commitment.
- Stock ownership guidelines of the lesser of five times the annual Board membership cash retainer and 4,000 shares supports alignment with stockholders' interests.
- No short sales, hedging, or pledging of stock ownership positions and transactions involving derivatives of our common stock.
- No additional fees are paid for Board meeting attendance.

CASH COMPENSATION

During fiscal 2019 and through March 21, 2019, our non-employee directors were entitled to receive the following cash compensation for their services:

- \$50,000 per year for service as a Board member;
- \$20,000 per year for service as chair of the Audit Committee or the Compensation Committee;
- \$10,000 per year for service as a member of the Audit Committee or the Compensation Committee;
- \$10,000 per year for service as chair of the Nominating and Corporate Governance Committee;
- \$5,000 per year for service as a member of the Nominating and Corporate Governance Committee;
- \$30,000 per year for service as Lead Independent Director; and
- \$40,000 per year for service as non-executive Chairman of the Board.

All cash payments to our non-employee directors are paid quarterly in arrears.

EQUITY COMPENSATION

Initial Award. Each non-employee director who first joins our Board automatically will be granted an initial RSU award having an award value of \$350,000 on the date on which such person becomes a non-employee director (unless otherwise determined by the Board), whether through election by our stockholders or appointment by our Board to fill a vacancy. An employee director who ceases to be an employee but remains a director will not receive this initial RSU award. An initial RSU award will vest as to one-third of the shares subject to the award on each of the first three anniversaries of the grant date, subject to continued service as a member of our Board through each such vesting date.

[Table of Contents](#)

[Corporate Governance at Splunk](#)

Annual Award. Each then-serving non-employee director automatically will be granted an RSU award having an award value of \$250,000 on the date of each annual meeting of stockholders. If a non-employee director's commencement date is other than the date of an annual meeting of stockholders, such non-employee director may be granted, on such non-employee director's commencement date, an annual award having an award value prorated based on the number of days between such director's commencement date and the next annual meeting of stockholders. Grants of annual RSU awards will vest as to one-fourth of the shares subject to the award on September 10, December 10, March 10 and June 10 (or our next annual meeting of stockholders if earlier), subject to continued service as a member of our Board through each such vesting date.

Discretionary Award. In addition, our Board may grant a non-employee director a discretionary supplemental equity award at any time and for any reason. No such awards were granted in fiscal 2019.

Change in Control. Under the terms of our 2012 Equity Incentive Plan, if the Company experiences a change in control and our non-employee director equity awards are not assumed or substituted, those awards will accelerate and become fully vested. If those awards are assumed or substituted and the director subsequently is terminated or resigns at the request of the acquiring company, those awards will accelerate and become fully vested.

FISCAL 2019 DIRECTOR COMPENSATION

The following table sets forth information regarding total compensation, in accordance with our non-employee director compensation program, for each person who served as a non-employee director during the year ended January 31, 2019. Mr. Viswanath was appointed in fiscal 2020.

| Director Name | Fees Earned or Paid in Cash (\$) | Stock Awards (\$) ⁽¹⁾⁽²⁾ | Total (\$) |
|--------------------|----------------------------------|-------------------------------------|------------|
| Sara Baack | 55,000 | 249,937 | 304,937 |
| Mark Carges | 60,000 | 249,937 | 309,937 |
| John Connors | 100,000 | 249,937 | 349,937 |
| Patricia Morrison | 60,000 | 249,937 | 309,937 |
| Thomas Neustaetter | 55,000 | 249,937 | 304,937 |
| Stephen Newberry | 70,000 | 249,937 | 319,937 |
| Graham Smith | 70,000 | 249,937 | 319,937 |
| Elisa Steele | 60,000 | 249,937 | 309,937 |
| Godfrey Sullivan | 90,000 | 249,937 | 339,937 |

(1) The amounts reported in this column reflect the aggregate grant date fair value of the RSUs granted to our non-employee directors during fiscal 2019 as computed in accordance with Financial Accounting Standards Board Accounting Standards Codification Topic 718 ("ASC Topic 718"). These amounts do not necessarily correspond to the actual value recognized by the non-employee directors. The assumptions used in the valuation of these awards are consistent with the valuation methodologies specified in the notes to our consolidated financial statements included in our Annual Report on Form 10-K for the fiscal year ended January 31, 2019.

(2) Each non-employee director was granted an award of 2,180 RSUs on June 7, 2018 with a grant date fair value of \$249,937. Twenty-five percent of the RSUs vest on each of September 10, 2018, December 10, 2018, March 10, 2019 and June 10, 2019 (or the next annual meeting of stockholders if earlier), subject to the director's continued service through such date.

As of January 31, 2019, each individual who served as a non-employee director during fiscal 2019 held the following aggregate number of shares subject to outstanding RSUs:

| Director Name | Aggregate Number of Stock Awards Outstanding as of January 31, 2019 |
|--------------------|---|
| Sara Baack | 4,553 |
| Mark Carges | 1,090 |
| John Connors | 1,090 |
| Patricia Morrison | 1,090 |
| Thomas Neustaetter | 1,090 |
| Stephen Newberry | 1,090 |
| Graham Smith | 1,090 |
| Elisa Steele | 4,553 |
| Godfrey Sullivan | 9,840 ⁽¹⁾ |

⁽¹⁾ Mr. Sullivan served as CEO of the Company prior to his transition from executive officer to non-executive Chairman of the Board in fiscal 2016 and received equity awards in his capacity as CEO. The above amount consists of 1,090 RSUs granted to Mr. Sullivan in his capacity as non-executive Chairman of the Board during fiscal 2019. The remaining outstanding RSUs were granted to Mr. Sullivan in connection with his prior service as our CEO.

STOCK OWNERSHIP GUIDELINES

Our Board believes that our directors and executive officers should hold a meaningful financial stake in the Company in order to further align their interests with those of our stockholders. Therefore, our Board adopted stock ownership guidelines on September 9, 2014. These guidelines were last amended on September 13, 2018. Under these guidelines, our non-employee directors are required to achieve these ownership levels within five years of the later of September 13, 2018 or such non-employee director’s appointment or election date, as applicable. The current stock ownership guidelines are set forth below:

- Each non-employee director must own the lesser of (i) Company stock with a value of five times the annual cash retainer for Board service and (ii) 4,000 shares.

As of the end of fiscal 2019, all of our directors met, exceeded, or are on track to meet, these guidelines based on their current rate of stock accumulations in the time frames set out in the guidelines.

See “Executive Compensation—Compensation Discussion and Analysis—Other Compensation Policies and Information—Stock Ownership Guidelines” for information about the guidelines applicable to our executive officers.

STOCKHOLDER ENGAGEMENT

We believe that effective corporate governance includes regular, constructive conversations with our stockholders on topics including strategic and financial performance, executive compensation, corporate governance practices and corporate sustainability initiatives. Stockholders provide valuable insights into emerging issues and feedback on our related programs. We believe that ongoing engagement builds mutual trust and understanding with our stockholders and is essential to our long-term success.

In fiscal 2019, we solicited the views of institutional stockholders representing approximately 54% of our shares and engaged in substantive discussions with stockholders representing approximately 19% of our shares. Feedback was provided to relevant committees and the full Board.

Table of Contents

Corporate Governance at Splunk

In general, our stockholders have a long-term outlook and understand that we are currently in a dynamic, high-growth phase and face a talent war. We received positive feedback on our compensation and corporate governance practices. See “Executive Compensation—Compensation Discussion and Analysis—Executive Summary—Stockholder Engagement and Our 2018 Say-on-Pay Vote” for stockholder feedback on our executive compensation program. In addition, while our stockholders reacted favorably to our proxy statement disclosures, we received additional suggestions for improvement. Based in part on this feedback, enhancements have been made to our disclosures about Board succession planning, risk oversight and our corporate sustainability priorities and initiatives to improve transparency in these areas.

ANNUAL STOCKHOLDER ENGAGEMENT CYCLE



SUMMER

We review the results of the annual meeting, together with governance trends and best practices, and regulatory developments. We start preparing our agenda for engagement in the fall.

FALL

We speak with our major stockholders and others who request meetings about significant governance and executive compensation changes, corporate sustainability updates, and other developments at the Company. We solicit feedback on topics that are important to them.



SPRING

We publish our proxy statement and annual report to our stockholders. We reach out to our major stockholders and speak with those wanting to engage about important topics to be addressed at our annual meeting. Stockholders vote on election of directors, executive compensation, ratification of our auditors, and such other matters as may arise at our annual meeting.

WINTER

We communicate to the Board and its committees any feedback received and consider those perspectives in upcoming governance and executive compensation discussions. We consider disclosure enhancements.



STOCKHOLDER COMMUNICATIONS WITH THE BOARD

We have a practice of regularly engaging with stockholders to seek their feedback. Stockholders may also communicate with the Board or with an individual member of the Board by writing to the Board or to the particular member of the Board and mailing the correspondence to: c/o Chief Legal Officer, Splunk Inc., 270 Brannan Street, San Francisco, California 94107. All such stockholder communications will be reviewed initially by our Chief Legal Officer and, if appropriate, will be forwarded to the appropriate member or members of the Board, or if none is specified, to the Chairman of the Board. This process assists the Board in reviewing and responding to stockholder communications in an appropriate manner. The Chief Legal Officer reports regularly to the Nominating and Corporate Governance Committee on all correspondence received that, in his opinion, involves functions of the Board or its committees or that he otherwise determines merits Board attention.

CORPORATE SUSTAINABILITY HIGHLIGHTS

The Board believes operating sustainably benefits the Company’s many different stakeholders and drives long-term value creation. We believe in the power of data to drive positive change and the power of Splunk’s technology to make the world a better place. We work to conduct our business in ways that are principled, transparent and accountable to stockholders and other stakeholders. We focus our efforts where we can have the most positive impact on our business and society and are committed to managing the risks and opportunities that arise from sustainability issues.

WORKFORCE AND DIVERSITY



Human capital management, including our diversity and inclusion initiative, is a key driver of our success. We seek to retain our employees through competitive compensation and benefits package and our unique values-driven culture. We invest in our talent by providing our employees with training, mentoring, and career development opportunities. All of which enables us to hire and retain talented, high-performing employees.

- We believe in great leadership and learning and invest heavily in development for all our employees. Employees take advantage of live courses, leadership programs, online training, product training, sales training, technical training, mentor programs, team building events, seminars, conferences, lectures, university programs, peer-to-peer and manager-led training and other learning opportunities across the Company.
- A diverse and inclusive Splunk helps us achieve our mission of making data accessible, usable and valuable to everyone, and drives great outcomes for our Company, our communities and each other.
- In fiscal 2019, we rolled out a number of new initiatives to better support the needs of all employees and their families, including expanded U.S. paid parental leave benefits, global paid military reservist time-off, and a global family planning program.
- We launched our #MillionDataPoints video campaign, which shines a spotlight on the unique “data points” each Splunk employee brings to the team every day.
- Hired a dedicated Director of Diversity & Inclusion leader to coordinate, focus and drive our diversity and inclusion efforts.
- Our Employee Resource Groups continue to grow and provide a community for underrepresented groups and allies. Pride@Splunk, Women@ Splunk, Veterans@Splunk, LatinX@Splunk, BEAMS@Splunk (Black Employees & Mentors) and Disabled=True@Splunk help us drive change at the grassroots level and offer our employees support, mentoring and networking opportunities.
- We are focused on identifying and promoting diverse leaders through the organization at all levels. Currently, 30.8% of our management team, which is comprised of our CEO and extended e-staff, are women.
- We are committed to reporting our workforce demographics annually.
- Splunk is regularly recognized as an employer of choice in the technology industry, and within the various locations that we operate. Most recently, Splunk was named to LinkedIn’s 2019 Top Companies list, San Francisco Business Times’ Best Places to Work 2019 list and was ranked #1 on the list of Great Place to Work’s Best Workplaces in Asia 2018.

COMMUNITY



Splunk believes that data can make for better business and a better world, and we aspire to move our industry forward, create new opportunities, and drive positive change in our communities. With more than 4,400 global employees, we believe our greatest asset for driving this change is the commitment of our employees to driving positive impact in their communities. Through our employee giving and volunteering platform, Splunk provides every employee with three days of paid time per year to volunteer in their local communities – a total of more than 100,000 hours committed per year. In fiscal 2017, we committed to donate more than \$100 million over a 10-year period in software licenses, training, support and education to nonprofit, workforce training and higher education organizations making a difference to society through our Splunk Pledge program.

In fiscal 2019, we advanced these efforts in a variety of ways:

- We doubled our total contribution to nearly \$32 million in software and services through our Splunk Pledge program.
- We expanded our workforce training programs to include a total of more than 8,000 program participants. Through expanded partnerships in the United States, United Kingdom, and Australia, more than 4,000 veterans, spouses, and currently serving military members registered for free training through our SplunkWork+ community in fiscal 2019.
- Through high-value partnerships with organizations such as Per Scholas, NPower, WithYouWithMe Academy and Year Up, we have continued to expand access to diverse youth and military veterans with free access to the Company's extensive education resources, and position them for promising new career opportunities with our growing ecosystem of partners, customers, and users.
- Nearly 70% of employees participated in charitable giving and volunteer activities around the world. This extensive activity benefitted more than 1,500 nonprofit organizations globally through commitments of time and financial support.

These contributions help to power the work of nonprofit organizations of all sizes, working in areas such as disaster response and humanitarian assistance, counter-human trafficking, hunger prevention, and sustainable development around the globe. Our contributions to hundreds of universities, community colleges, and workforce training partners globally are providing thousands of students with access to emerging careers in big data and cyber security, and driving research in areas such as sustainable farming, healthcare analytics, and the industrial internet of things.

COMPLIANCE AND ETHICS



Our culture of integrity starts with our Code of Business Conduct and Ethics (the “Code”) and our compliance program, which includes risk assessment, development of policies and procedures, training, auditing and monitoring, and investigations and remediation of potential compliance matters.

- The Code applies to directors and all employees, including our executive officers. The Code is reviewed on an annual basis for any changes to law or policy and updated as appropriate. Changes to the Code are reviewed and approved by the Nominating and Corporate Governance Committee.
- New employees are required to complete training on the Code, and all employees complete supplemental Code training and a compliance certification each year. In fiscal 2019, as in previous years, course completion was 100%.
- In addition, regular in-person and online trainings address the compliance risks of specific roles and business functions, while various additional guidance helps ensure awareness of our policies and our expectations for ethical behavior and a safe work environment where we treat others with respect and do not tolerate harassment or discrimination.
- Our management team is focused on fostering a culture of trust so that employees at every level feel comfortable speaking up about concerns. All complaints and concerns regarding possible violations of, or non-compliance with, our Code, a corporate policy or a law or regulation, or retaliatory acts against anyone who makes such a complaint or assists in the investigation of such a complaint, may be made by phone or web reporting using our confidential hotline at splunk.ethicspoint.com. Reports may be made anonymously.
- To read the full text of our Code, please go to: <http://investors.splunk.com/corporate-governance>. We will post amendments to our Code or waivers of our Code for directors and executive officers on the same website.

DATA PRIVACY, SECURITY AND COMPLIANCE



We are focused on maintaining appropriate data governance and systems so we can maintain the trust of our customers and other stakeholders, which is fundamental to our business success.

- We appointed Jacob Loomis as our new Senior Vice President, Chief Digital Officer in fiscal 2019. Mr. Loomis is responsible for digitizing, transforming and scaling the Company’s operations, systems, applications and information security environment.
- We have a dedicated CISO within Mr. Loomis’ organization who is responsible for overseeing the Company’s information security practices and programs and a dedicated Data Protection Officer (“DPO”) within our Chief Legal Officer’s organization who is responsible for overseeing compliance with the legal requirements related to the collection and use of data at Splunk.
- We have a transparent website privacy policy describing the Company’s data collection, use, sharing and retention practices and internal data protection principles we abide by globally to standardize our data collection practices.
- We provide annual data protection and security training to all employees, supplemented with periodic, targeted data protection and security training as needed.
- We have self-certified to the EU-U.S. and Swiss-U.S. Privacy Shield Frameworks with the U.S. Department of Commerce.
- We offer contractual commitments that allow our customers to meet the privacy protections in the European Union’s General Data Protection Regulation (“GDPR”).
- We maintain industry standard certifications for cloud security and are assessed annually by third party auditors to verify our compliance with our cloud security certifications.

OTHER GOVERNANCE POLICIES AND PRACTICES

RELATED PARTY AND OTHER TRANSACTIONS

POLICIES AND PROCEDURES FOR RELATED PARTY TRANSACTIONS

The Audit Committee of our Board has the primary responsibility for reviewing and approving or ratifying transactions with related parties. We have adopted a formal written policy providing that related parties, which includes our executive officers, directors, nominees for election as directors, beneficial owners of more than 5% of any class of our common stock, and any member of the immediate family of any of the foregoing persons, are not permitted to enter into a related party transaction with us, other than certain standing pre-approved transactions under the policy, without the prior consent of our Audit Committee.

In approving or rejecting any such proposal, our Audit Committee considers the relevant facts and circumstances available and deemed relevant to our Audit Committee, including, but not limited to, whether the transaction is on terms no less favorable than terms generally available to an unaffiliated third party under the same or similar circumstances, the extent of the related party's interest in the transaction and their involvement in the transaction, if any.

In the event we become aware of a related party transaction that was not previously approved or ratified under the policy, our Audit Committee will evaluate all options available, including whether to ratify, amend, terminate, rescind or take other action as appropriate.

From time to time, we engage in ordinary course commercial transactions with other entities whose officers or directors are also directors of the Company, whose directors are officers of the Company, or whose officers or directors are immediate family members of an officer or director of the Company. Such transactions are conducted on an arm's-length basis and our related parties do not have a material interest in such transactions. The Audit Committee has adopted standing pre-approvals under the policy for these and certain other transactions that do not create or involve a direct or indirect material interest.

Since the beginning of our last fiscal year, there were no other related person transactions, and there are not currently any proposed related person transactions, that would require disclosure under the Securities and Exchange Commission ("SEC") rules, other than as described below:

- Hayley Sullivan, the daughter of the former Chairman of our Board and current director, Godfrey Sullivan, is an Inside Sales Representative at Splunk. Her compensation is consistent with the total compensation provided to other employees of the same level with similar responsibilities. Ms. Sullivan was not hired by, nor does she report to Mr. Sullivan. The Audit Committee reviewed and approved Ms. Sullivan's continued employment and compensation.
- Jacob Stein, the son of our Senior Vice President, Global Affairs, Leonard Stein, is an Associate Marketing Operations Manager at Splunk. His compensation is consistent with the total compensation provided to other employees of the same level with similar responsibilities. Mr. J. Stein was not hired by, nor does he report to Mr. L. Stein. The Audit Committee reviewed and approved Mr. J. Stein's employment and compensation.

EMPLOYMENT ARRANGEMENTS AND INDEMNIFICATION AGREEMENTS

We have entered into employment arrangements with certain current executive officers. See "Executive Compensation—Compensation Tables—Executive Employment Arrangements."

We have also entered into indemnification agreements with certain directors and officers. The indemnification agreements and our Certificate of Incorporation and Bylaws require us to indemnify our directors and officers to the fullest extent permitted by Delaware law.

AUDIT COMMITTEE MATTERS

PROPOSAL
2

Ratification of Appointment of Independent Registered Public Accounting Firm

The Board recommends a vote “**FOR**” the Ratification of the Appointment of PricewaterhouseCoopers LLP as our Independent Registered Public Accounting Firm for the fiscal year ending January 31, 2020.

The Audit Committee of the Board has appointed PricewaterhouseCoopers LLP (“PwC”), independent registered public accountants, to audit our financial statements for the fiscal year ending January 31, 2020. During our fiscal year ended January 31, 2019, PwC served as our independent registered public accounting firm.

Notwithstanding its selection and even if our stockholders ratify the selection, our Audit Committee, in its discretion, may appoint another independent registered public accounting firm at any time during the year if the Audit Committee believes that such a change would be in the best interests of Splunk and its stockholders. At the Annual Meeting, the stockholders are being asked to ratify the appointment of PwC as our independent registered public accounting firm for the fiscal year ending January 31, 2020. Our Audit Committee is submitting the selection of PwC to our stockholders because we value our stockholders’ views on our independent registered public accounting firm and as a matter of good corporate governance. Representatives of PwC will be present at the Annual Meeting, and they will have an opportunity to make statements and will be available to respond to appropriate questions from stockholders.

If the stockholders do not ratify the appointment of PwC, the Board or Audit Committee may reconsider the appointment.

REPORT OF THE AUDIT COMMITTEE

The Audit Committee is a committee of the Board comprised solely of independent directors, as required by the listing standards of The Nasdaq Stock Market and rules of the SEC. The Audit Committee operates under a written charter approved by the Board, which is available on our investor website at <http://investors.splunk.com/corporate-governance>. The composition of the Audit Committee, the attributes of its members and the responsibilities of the Audit Committee, as reflected in its charter, are intended to comply with applicable requirements for corporate audit committees. The Audit Committee reviews and assesses the adequacy of its charter and the Audit Committee’s performance on an annual basis.

The Audit Committee consists of three members: John Connors, Patricia Morrison and Graham Smith. Messrs. Connors and Smith are “audit committee financial experts” as defined under SEC rules and regulations. With respect to the Company’s financial reporting process, the management of the Company is responsible for (1) establishing and maintaining internal controls and (2) preparing the Company’s consolidated financial statements. PwC is responsible for auditing these financial statements. It is the responsibility of the Audit Committee to oversee these activities. It is not the responsibility of the Audit Committee to prepare or certify the Company’s financial statements or guarantee the audits or reports of PwC. These are the fundamental responsibilities of management and PwC. In the performance of its oversight function, the Audit Committee has:

- reviewed and discussed the audited financial statements with management and PwC;
- discussed with PwC the matters required to be discussed by the statement on Auditing Standards No. 1301, “Communications with Audit Committees,” issued by the Public Company Accounting Oversight Board; and
- received the written disclosures and the letter from PwC required by applicable requirements of the Public Company Accounting Oversight Board regarding PwC’s communications with the Audit Committee concerning independence, and has discussed with PwC its independence.

Based on the Audit Committee’s review and discussions with management and PwC, the Audit Committee recommended to the Board that the audited financial statements be included in the Annual Report on Form 10-K for the fiscal year ended January 31, 2019 for filing with the SEC.

Respectfully submitted by the members of the Audit Committee of the Board:

John Connors (Chair)
Patricia Morrison
Graham Smith

[Table of Contents](#)

Audit Committee Matters

FEES PAID TO THE INDEPENDENT REGISTERED PUBLIC ACCOUNTING FIRM

The following table presents fees for professional audit services and other services rendered to us by PwC for the fiscal years ended January 31, 2018 and 2019.

| | 2018 | 2019 |
|-------------------------------|--------------|--------------|
| Audit Fees ⁽¹⁾ | \$ 4,018,730 | \$ 3,456,946 |
| Audit-Related Fees | — | — |
| Tax Fees ⁽²⁾ | 276,056 | 310,638 |
| All Other Fees ⁽³⁾ | 2,970 | 3,870 |
| Total: | \$ 4,297,756 | \$ 3,771,454 |

(1) Audit fees consist of fees for professional services provided in connection with the integrated audit of our annual financial statements, management's report on internal controls, the review of our quarterly consolidated financial statements, and audit services that are normally provided by independent registered public accounting firms in connection with statutory and regulatory filings or engagements for those fiscal years, such as statutory audits. The decrease in audit fees for the fiscal year ended January 31, 2019 was primarily due to a reduction in the audit procedures associated with the adoption of ASC 606.

(2) Tax fees consist of fees billed for tax compliance, consultation and planning services. These services include mergers and acquisitions tax compliance for the fiscal year ended January 31, 2018.

(3) All other fees billed for the fiscal years ended January 31, 2018 and January 31, 2019 were related to fees for access to online accounting and tax research software.

AUDIT COMMITTEE POLICY ON PRE-APPROVAL OF AUDIT AND PERMISSIBLE NON-AUDIT SERVICES OF INDEPENDENT REGISTERED PUBLIC ACCOUNTING FIRM

Consistent with requirements of the SEC and the Public Company Accounting Oversight Board ("PCAOB"), regarding auditor independence, our Audit Committee is responsible for the appointment, compensation and oversight of the work of our independent registered public accounting firm. In recognition of this responsibility, our Audit Committee has established a policy for the pre-approval of all audit and permissible non-audit services provided by the independent registered public accounting firm. These services may include audit services, audit-related services, tax services and other services.

Before engagement of the independent registered public accounting firm for the next year's audit, the independent registered public accounting firm submits a description of services expected to be rendered during that year to the Audit Committee for approval.

The Audit Committee pre-approves particular services or categories of services on a case-by-case basis. The fees are budgeted, and the Audit Committee requires the independent registered public accounting firm and our management team to report actual fees versus budgeted fees periodically throughout the year by category of service. During the year, circumstances may arise when it may become necessary to engage the independent registered public accounting firm for additional services not contemplated in the original pre-approval. In those instances, the services must be pre-approved by the Audit Committee before the independent registered public accounting firm is engaged.

OUR EXECUTIVE OFFICERS

The following table identifies certain information about our executive officers as of March 31, 2019. Executive officers are appointed by the Board to hold office until their successors are elected and qualified.

| Name | Age | Position(s) |
|------------------|-----|--|
| Douglas Merritt | 55 | President, CEO and Director |
| David Conte | 53 | Senior Vice President and Chief Financial Officer |
| Jacob Loomis | 46 | Senior Vice President, Chief Digital Officer |
| Scott Morgan | 48 | Senior Vice President, Chief Legal Officer and Secretary |
| Susan St. Ledger | 54 | President, Worldwide Field Operations |
| Timothy Tully | 41 | Senior Vice President, Chief Technology Officer |

Douglas Merritt has served as our President, CEO and a member of our Board since 2015. Mr. Merritt served as our Senior Vice President of Field Operations from 2014 to 2015. Prior to joining us, he served as Senior Vice President of Products and Solutions Marketing at Cisco Systems, Inc., a networking company, from 2012 to 2014. From 2011 to 2012, he served as Chief Executive Officer of Baynote, Inc., a behavioral personalization and marketing technology company. Previously, Mr. Merritt served in a number of executive roles and as a member of the extended Executive Board at SAP A.G., an enterprise software company, from 2005 to 2011. From 2001 to 2004, Mr. Merritt served as Group Vice President and General Manager of the Human Capital Management Product Division at PeopleSoft Inc., a software company (acquired by Oracle Corporation). He also co-founded and served as Chief Executive Officer of Icarian, Inc., a cloud-based company (since acquired by Workstream Corp.), from 1996 to 2001. Mr. Merritt holds a B.S. from The University of the Pacific in Stockton, California.

David Conte has served as our Senior Vice President and Chief Financial Officer since 2011. Prior to joining us, Mr. Conte served as Chief Financial Officer at IronKey, Inc., an internet security and privacy company, from 2009 to 2011. From 2007 to 2009, Mr. Conte was engaged in various personal investing activities. Previously, Mr. Conte served as Chief Financial Officer of Opware, Inc., a software company, from 2006 until 2007 when Opware was acquired by Hewlett-Packard Company. He also served as Opware's Vice President of Finance from 2003 to 2006 and as Corporate Controller from 1999 to 2003. Mr. Conte began his career at Ernst & Young LLP. Mr. Conte has served as a member of the board of directors of Anaplan Inc., a business planning software company, since 2016. Mr. Conte holds a B.A. from the University of California, Santa Barbara.

Jacob Loomis has served as our Senior Vice President, Chief Digital Officer since 2018. Prior to joining us, Mr. Loomis served as Engineering Director, Internet Services Operations at Apple Inc., a designer and manufacturer of electronic devices and related software and services, from 2016 to 2018. Previously, Mr. Loomis served in senior management positions at Yahoo! Inc., a digital information discovery company, from 2002 to 2016, including most recently as Vice President, Production Engineering. Mr. Loomis holds a B.S. from Massachusetts Institute of Technology.

Scott Morgan has served as our Senior Vice President, Chief Legal Officer since 2019 and our Secretary since 2018. Prior to this role, Mr. Morgan served as our General Counsel from 2017 to 2019, as our Vice President, Associate General Counsel from 2014 to 2017 and as our Associate General Counsel from 2012 to 2014. He also served as our Assistant Secretary from 2012 to 2018. Prior to joining us, Mr. Morgan served as legal counsel at Autodesk, Inc., a design software and services company, from 2007 to 2012. From 2004 to 2007, Mr. Morgan served as legal counsel at Tellabs, Inc., a provider of access networks solutions. Mr. Morgan began his career as an associate at Morrison & Foerster LLP and at Thoits, Love, Hershberger & McClean LLP. Mr. Morgan holds a B.A. from the University of California, Berkeley and a J.D. from the University of California, Hastings College of the Law.

[Table of Contents](#)

Our Executive Officers

Susan St. Ledger has served as our President, Worldwide Field Operations since 2017. Prior to this role, Ms. St. Ledger served as our Senior Vice President, Chief Revenue Officer from 2016 to 2017. Prior to joining us, Ms. St. Ledger served as Chief Revenue Officer, Marketing Cloud at salesforce.com, inc., a provider of enterprise cloud computing software, from 2012 to 2016. In 2012, Ms. St. Ledger served as President at Buddy Media, a social media marketing platform that was acquired by salesforce. Previously, Ms. St. Ledger served in a variety of senior sales management roles at salesforce and Sun Microsystems, Inc., a provider of network computing infrastructure solutions. Ms. St. Ledger holds a B.S. degree from the University of Scranton.

Timothy Tully has served as our Senior Vice President, Chief Technology Officer since 2018. Prior to this role, Mr. Tully served as our Chief Technology Officer from 2017 to 2018. Prior to joining us, Mr. Tully served in various roles at Yahoo! Inc., a digital information discovery company, from 2003 to 2017, including most recently as Vice President, Engineering from 2014 to 2017 and before that in engineering leadership roles including Distinguished Engineer and Chief Data Architect. Mr. Tully began his career as a Member of Technical Staff on the JavaSoft team at Sun Microsystems, Inc., a provider of network computing infrastructure solutions, and also spent time at several startup companies. Mr. Tully holds an M.S. from Carnegie Mellon University and a B.S. from the University of California, Davis.

EXECUTIVE COMPENSATION

PROPOSAL

3

Advisory Vote to Approve Named Executive Officer Compensation

The Board recommends a vote **“FOR”** the Approval, on an Advisory Basis, of our Named Executive Officer Compensation.

As required by SEC rules, we are asking our stockholders to approve, on an advisory, non-binding basis, the compensation of our named executive officers as disclosed in the “Compensation Discussion and Analysis” section beginning on page 41, the compensation tables and the related narratives appearing in this proxy statement. This proposal, commonly known as a “Say-on-Pay” proposal, gives our stockholders the opportunity to express their views on our named executive officers’ compensation as a whole. This vote is not intended to address any specific item of compensation or any specific named executive officer, but rather the overall compensation of all of our named executive officers and the philosophy, policies and practices described in this proxy statement. We currently hold our Say-on-Pay vote every year.

The Say-on-Pay vote is advisory, and therefore is not binding on us, our Compensation Committee or our Board. The Say-on-Pay vote will, however, provide information to us regarding investor sentiment about our executive compensation philosophy, policies and practices, which the Compensation Committee will consider when determining executive compensation for the remainder of the current fiscal year and beyond. Our Board and our Compensation Committee value the opinions of our stockholders. To the extent there is any significant vote against the named executive officer compensation as disclosed in this proxy statement, we will endeavor to engage with stockholders to better understand the concerns that influenced the vote and consider our stockholders’ concerns. The Compensation Committee will evaluate whether any actions are necessary to address those concerns.

We believe that our executive compensation program is effective in achieving the Company’s objectives of:

- Recruiting, incentivizing and retaining highly qualified executive officers who possess the skills and leadership necessary to grow our business;
- Directly linking short-term rewards for our executive officers with achieving or exceeding our strategic and financial goals, and individual performance goals;
- Providing meaningful long-term incentives to align the interests of our executive officers with those of our stockholders;
- Reflecting our long-term strategy, which includes a financial strategy of disciplined investing for our future growth;
- Promoting a healthy approach to risk and sensitivity to underperformance as well as outperformance; and
- Providing compensation packages that are competitive, reasonable and fair relative to peers, the overall market and performance.

Accordingly, we ask our stockholders to vote “FOR” the following resolution at the Annual Meeting:

“RESOLVED, that the stockholders approve, on an advisory basis, the compensation paid to the named executive officers, as disclosed in the proxy statement for the 2019 Annual Meeting pursuant to the compensation disclosure rules of the SEC, including the compensation discussion and analysis, compensation tables and narrative discussion, and other related disclosure.”

PROPOSAL

4

Advisory Vote on Frequency of Advisory Votes on Named Executive Officer Compensation

The Board recommends a vote of “**Every 1 Year**”, on an Advisory Basis, for the Frequency of Future Advisory Votes on Named Executive Officer Compensation.

As also required by SEC rules at least once every six years, we are asking our stockholders to indicate how frequently we should seek a non-binding vote on the compensation of our named executive officers, as disclosed pursuant to the SEC’s compensation disclosure rules, such as Proposal 3 above. By voting on this Proposal 4, stockholders may indicate whether they would prefer a non-binding vote on named executive officer compensation every one, two or three years.

While our executive compensation strategies are related to both short-term and longer-term business outcomes and we provide short- and long-term compensation, compensation decisions are made annually. Since 2013, we have held an annual advisory vote on executive compensation, and the Board has determined that holding an advisory vote on named executive officer compensation every year continues to be the most appropriate policy for us at this time and recommends that stockholders vote for future advisory votes on named executive officer compensation to occur each year.

The frequency that receives the highest number of votes cast will be deemed to be the frequency selected by the stockholders. Because this vote is advisory, it will not be binding on us, our Compensation Committee or our Board. However, our Compensation Committee will consider the outcome of the stockholder vote, along with other relevant factors, in recommending a voting frequency to our Board.

Accordingly, we ask our stockholders to vote for a frequency of “EVERY 1 YEAR” for the advisory vote on executive compensation.

COMPENSATION DISCUSSION AND ANALYSIS

EXECUTIVE SUMMARY

Our executive compensation program is designed to attract, motivate and retain the key executives who drive our success. Pay that reflects performance and aligns with the interests of long-term stockholders is key to our compensation program design and decisions. The Compensation Committee structures our executive compensation program to include significant performance attributes that are aligned with our business strategy and long-term stockholder value creation. The fiscal 2019 executive compensation program provided short-term cash bonuses designed to drive top-line growth and long-term equity awards designed to drive revenue, non-GAAP operating margin performance and future stock price performance. We believe that both revenue growth and operating margin performance are critical to long-term stockholder value creation and that incorporating future stock price growth as part of our long-term equity award design further aligns our executives' and stockholders' interests.

STRATEGIC CONTEXT AND FISCAL 2019 BUSINESS HIGHLIGHTS

We provide innovative software solutions that enable organizations to gain real-time operational intelligence by harnessing the value of their data. Our offerings address large and diverse data sets commonly referred to as big data and are specifically tailored for machine data. Our mission is to make machine data accessible, usable and valuable to everyone in an organization. Our customers leverage our offerings for various use cases, including infrastructure and operations management, security and compliance, software development and IT operations, applications management and business analytics, and to provide insights into data generated by the IoT and industrial data, among many others.

We believe the market for products that provide operational intelligence presents a substantial opportunity as data grows in volume and diversity, creating new risks, opportunities and challenges for organizations. Since our inception, we have invested a substantial amount of resources developing our offerings to address this market, specifically with respect to machine data. Our goal is to make Splunk the standard platform for delivering operational intelligence and real-time business insights from machine data.

Achieving our goal depends on our continued discipline to drive top-line growth at larger scale and significantly invest in our business in order to build scale and increase market share. Revenue growth continues to be a key measure of our success. Our fiscal 2019 executive compensation program was designed to incentivize our executive officers to drive performance in accordance with this growth strategy.

Fiscal 2019 was a year of strong growth, financial performance and execution. Our ongoing prioritization of customer success and adoption led to continued top-line revenue growth. In fiscal 2019, our executive compensation plans emphasized revenue and non-GAAP operating margin metrics to align our compensation incentives with our business strategy of delivering growth with spending discipline and operating leverage, which we believe is consistent with the investment objectives of our stockholders. These are the financial metrics on which our investors focused in fiscal 2019, and we provided robust information and discussion regarding the results of these metrics each quarter during the fiscal year. We continue to focus on capturing our large and growing market opportunity. This requires that we continue to invest in our business. Accordingly, we are not overly focused on GAAP earnings-based financial metrics at this stage in the Company's maturity because we believe that a short-term focus on GAAP profitability would impede our long-term ability to capitalize on our market opportunity.

Our fiscal 2019 business highlights include achievement of the following revenue and non-GAAP operating margin results and other important metrics:

- Total revenue of \$1.803 billion, up 38% year-over-year;
- Non-GAAP operating margin of 12.7%⁽¹⁾;
- Operating cash flow of \$296.5 million with free cash flow of \$273.3 million⁽¹⁾; and
- Over 17,500 customers in more than 130 countries at the end of fiscal 2019, compared to over 15,000 customers at the end of fiscal 2018.

⁽¹⁾ To supplement our consolidated financial statements, which are prepared and presented in accordance with GAAP, we provide investors with certain non-GAAP financial measures, including non-GAAP operating margin and free cash flow. For a full reconciliation between GAAP and non-GAAP operating margin and between net cash provided by operating activities and free cash flow, please see our Annual Report on Form 10-K for the year ended January 31, 2019.

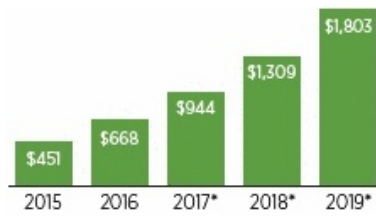
[Table of Contents](#)

Executive Compensation

The chart below shows our revenue achievement and growth from fiscal 2015 through fiscal 2019.

TOTAL REVENUE

\$ in Millions • FYE January 31

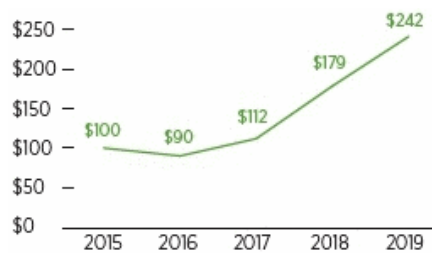


* Reflects the adoption of ASU No. 2014-09, Revenue from Contracts with Customers (Topic 606).

The chart below shows the total return on our common stock through the end of fiscal 2019, assuming an initial investment of \$100 at the end of fiscal 2015.

TOTAL STOCKHOLDER RETURN


FYE January 31



We believe our executive compensation program structure incentivized our NEOs to drive towards the Company's strong growth, financial performance and execution for fiscal 2019. In addition, we believe our NEOs' compensation for fiscal 2019 appropriately reflected and rewarded their collective contributions to our performance. As we near \$2 billion in revenue, we have attracted and retained an executive management team of seasoned and accomplished leaders in order to drive top-line growth at larger scale, focus on executing on our market opportunity and lead us through our next phase of growth.

EXECUTIVE COMPENSATION PRACTICES

Our executive compensation program is significantly weighted towards compensating our executives based on Company performance with an emphasis on continued revenue growth and investment for increased market share. To that end, our executive compensation policies and practices are designed to reinforce our pay for performance philosophy and align with sound governance principles. The following chart highlights our fiscal 2019 executive compensation policies and practices:

|  What We Do |  What We Don't Do |
|--|---|
| <ul style="list-style-type: none">  Performance-based cash and equity incentives  Clawback policy on cash and equity incentive compensation  Stock ownership guidelines for executive officers and directors  Caps on performance-based cash and equity incentive compensation  100% independent directors on the Compensation Committee  Independent compensation consultant engaged by the Compensation Committee  Annual review and approval of our executive compensation strategy  Significant portion of executive compensation at risk based on corporate performance  Four-year equity award vesting periods  Limited and modest perquisites  Formal CEO evaluation tied to compensation decisions | <ul style="list-style-type: none">  No "single trigger" change of control payments and benefits  No post-termination retirement or pension-type non-cash benefits or perquisites for our executive officers that are not available to our employees generally  No tax gross-ups for change of control payments  No short sales, hedging, or pledging of stock ownership positions and transactions involving derivatives of our common stock  No strict benchmarking of compensation to a specific percentile of our peer group |

STOCKHOLDER ENGAGEMENT AND OUR 2018 SAY-ON-PAY VOTE

We value our stockholders' continued interest and feedback. We are committed to maintaining an active dialogue to understand the priorities and concerns of our stockholders and believe that ongoing engagement builds mutual trust and understanding with our stockholders.

In fiscal 2019, we solicited the views of institutional stockholders representing approximately 54% of our shares and engaged in substantive discussions with stockholders representing approximately 19% of our shares. In the course of these discussions, we received valuable feedback on our executive compensation program, policies and practices as described in the chart below. We also discussed with stockholders the reasons for their support of or opposition to of our 2018 Say-on-Pay resolution, which was approved by approximately 87% of the votes cast at our 2018 annual meeting of stockholders. Stockholders generally viewed the evolution of our executive compensation program as consistent with what the Company previously communicated in its outreach over the past several years and consistent with our strategy and pay for performance philosophy. Based on input from our stockholders, the Compensation Committee determined that the fiscal 2019 executive compensation program was consistent with our philosophy, policies and practices. The key feedback from our stockholders related to our executive compensation program and our responses are shown in the chart below. See "Corporate Governance at Splunk—Stockholder Engagement" on page 29 of this proxy statement for more information on our stockholder engagement program.

Table of Contents

Executive Compensation

Area of Focus

Performance Metrics and Performance Period

What We Heard from Investors

- Current metrics align to industry, Company's maturity and market opportunity
- Consider additional metrics in short-term bonus plan
- Performance period reasonable but as Company matures and growth rates moderate, consider longer performance period for performance-based equity awards

How We Responded

- Continued to emphasize revenue and non-GAAP operating margin metrics in fiscal 2019 PSU program to reflect ongoing strategic focus on a profitability measure with continued disciplined top-line growth
- To further align the interests of our NEOs and stockholders, added a multi-year stock price performance metric in PSU program for long-term stock price performance that exceeds index performance
- Evaluated current metrics and determined they continue to be appropriate at this stage in the Company's maturity and the focus on continued revenue growth and investment for increased market share
- Assessed performance period and confirmed that one year continues to be appropriate in light of growth and that the component of PSU program that rewards multi-year stock price performance adds further incentive over a longer timeframe

Quantum of CEO and NEO Pay

- Quantum of pay generally reasonable given ongoing talent war and executive transitions
- Mix of short- and long-term incentives, as well as proportion of performance- and time-based equity awards, is appropriate

- Continued to assess executive compensation in the context of our business strategy and our strong performance, as well as against market practices in consultation with independent compensation consultant

FISCAL 2019 NAMED EXECUTIVE OFFICER UPDATES

During fiscal 2019, we internally promoted a high-level leader into an executive officer role, transitioned a named executive officer into a newly created role, and announced the retirement of one of our named executive officers, each as described below.

- Timothy Tully was promoted to Senior Vice President, Chief Technology Officer in March 2018 and was appointed as an executive officer in April 2018. He joined the Company in 2017 and previously served as our Chief Technology Officer. In his current role, Mr. Tully leads and is responsible for the products and engineering functions at the Company.
- Lenny Stein transitioned to a newly created role of Senior Vice President, Global Affairs in September 2018 from his previous role as Senior Vice President, Corporate Affairs and Chief Legal Officer. In his current role, Mr. Stein oversees the Company's worldwide governmental affairs and social impact initiatives, including Splunk4Good.
- In November 2018, David Conte announced his intention to retire from the Company. He will continue to serve as Senior Vice President and Chief Financial Officer until his successor is appointed by the Board. Mr. Conte and the Company entered into a transition services agreement in connection with his pending retirement, as described further under "Compensation Tables—Executive Employment Arrangements" below.

DISCUSSION OF OUR FISCAL 2019 EXECUTIVE COMPENSATION PROGRAM

Our executive compensation program is designed to attract, motivate and retain the key executives who drive our success. This section provides an overview of our executive compensation philosophy, the overall objectives of our executive compensation program and each component of our executive compensation program. In addition, we explain how and why the Compensation Committee arrived at the specific compensation policies and decisions involving our executive officers during fiscal 2019 and how our executive compensation program reflects our business strategy.

Our NEOs for fiscal 2019 are:

- Douglas Merritt, our President, CEO and member of the Board;
- David Conte, our Senior Vice President and Chief Financial Officer;
- Susan St. Ledger, our President, Worldwide Field Operations;
- Leonard Stein, our Senior Vice President, Global Affairs; and
- Timothy Tully, our Senior Vice President, Chief Technology Officer.

PHILOSOPHY AND OBJECTIVES

Overview. We operate in a highly competitive business environment within the rapidly evolving and extremely competitive big data market. To successfully compete and grow our business in this dynamic environment, we need to recruit, incentivize and retain talented and seasoned technology leaders. Our success critically depends on the skill, acumen and motivation of our executives and employees to rapidly execute at the highest level. To that end, our executive compensation program is shaped by our “pay for performance” philosophy and is designed to attract highly qualified executive officers, motivate them to create long-term value for our stockholders and reward them based on overall Company and individual performance and results. We strive to keep our program aligned with our business strategy and focused on what we believe to be key to our short-term and long-term success—growth, execution, innovation and disruption.

Our Compensation Program, Like Our Business, Is Dynamic. Our business continues to grow rapidly, requiring intense focus and dedication from our executives and other employees. We regularly review and, if appropriate, adjust our executive compensation program to match the maturity, size, scale and growth of our business, and we value stockholder feedback in our compensation program design decisions. We operate in an industry that is highly competitive and rapidly evolving, and in which the market for skilled and highly motivated executive management and personnel is fiercely competitive. Because our ability to compete and succeed in this dynamic environment is directly correlated to our ability to recruit, incentivize and retain talented and seasoned technology leaders, we expect to continue to adjust our approach to executive compensation to respond to our needs and market conditions as they evolve.

Our Current Objectives. The current objectives of our executive compensation program are to:

- Recruit, incentivize and retain highly qualified executive officers who possess the skills and leadership necessary to grow our business;
- Directly link short-term rewards for our executive officers with achieving or exceeding our strategic and financial goals, and individual performance goals;
- Provide meaningful long-term incentives to align the interests of our executive officers with those of our stockholders;
- Reflect our long-term strategy, which includes a financial strategy of disciplined investing for our future growth;
- Promote a healthy approach to risk and be sensitive to underperformance as well as outperformance; and
- Provide compensation packages that are competitive, reasonable and fair relative to peers, the overall market and performance.

Intense Competition For Talent; How We've Responded. We actively compete with many other companies in seeking to attract and retain a skilled executive management team. This is particularly prevalent in our San Francisco headquarters and the greater Bay Area and Silicon Valley technology markets, where there are a large number of rapidly expanding technology companies intensely competing for highly qualified candidates. In addition, the success and prominence of our business in the emerging big data market is increasingly attracting the attention of competitors and other companies. This has caused us to increase our focus on retaining employees, including our executives, as we are seen as a company with experienced employee talent that has successfully and rapidly scaled our technology business.

We have responded to this intense competition for talent by implementing compensation practices designed to motivate our executive officers to pursue our corporate objectives while incentivizing them to create long-term value for our stockholders. Our executive compensation program combines short-term and long-term components, including salary, cash bonuses and equity awards. While finding the proper mix of incentives that attracts, motivates and retains each executive officer is challenging, we believe that we have been able to achieve the proper mix and periodically assess our assumptions in order to continue to incentivize each executive officer in a manner consistent with our stockholders' interests.

Role of Compensation Committee

Pursuant to its charter, the Compensation Committee is responsible for annually reviewing and approving compensation arrangements for our executive officers, including our CEO, and for reviewing and approving corporate goals and objectives relevant to these compensation arrangements, evaluating executive performance and considering factors

[Table of Contents](#)

[Executive Compensation](#)

related to the performance of the Company, including accomplishment of the Company's long-term business and financial goals. For additional information about the Compensation Committee, see "Corporate Governance at Splunk—Board Meetings and Committees—Compensation Committee" in this proxy statement.

Compensation decisions for our executive officers are made by the Compensation Committee, with the assistance of its independent compensation consultant, as well as from our CEO and our management team (except with respect to their own compensation). The Compensation Committee reviews the cash and equity compensation of our executive officers with the goal of ensuring that our executive officers are properly incentivized and rewarded for their performance.

The Compensation Committee considers compensation data from our peer group as one of several factors that inform its judgment of appropriate parameters for compensation levels. The Compensation Committee does not strictly benchmark compensation to a specific percentile of our peer group, nor does it apply a formula or assign relative weightings to specific compensation elements. The Compensation Committee believes that over-reliance on benchmarking can result in compensation that is unrelated to the value delivered by our executive officers because compensation benchmarking does not take into account the specific performance of the executive officers, the relative size, growth, and performance of the Company, or any unique circumstances or strategic considerations of the Company.

The Compensation Committee makes compensation decisions after consideration of many factors, including:

- The performance and experience of each executive officer;
- The scope and strategic impact of the executive officer's responsibilities;
- Our past business performance and future expectations;
- Our long-term goals and strategies;
- The performance of our executive team as a whole;
- The difficulty and cost of replacing high-performing leaders with in-demand skills;
- The past compensation levels of each individual;
- The relative compensation among our executive officers; and
- The competitiveness of compensation relative to our peer group.

Role of Management

The Compensation Committee works with members of our management team, including our CEO and our human resources, finance and legal professionals (except with respect to their own compensation). Typically, our CEO and management team provide the Compensation Committee with information on corporate and individual performance and their perspective and recommendations on compensation matters. Our CEO makes recommendations to the Compensation Committee regarding compensation matters, including the compensation of our other NEOs. While the Compensation Committee solicits and reviews our CEO's recommendations and proposals with respect to compensation-related matters, it uses these recommendations and proposals as one of several factors in making compensation decisions, and those decisions do not necessarily follow the CEO's recommendations.

Role of Compensation Consultant

The Compensation Committee has the authority to retain the services and obtain the advice of external advisors, including compensation consultants, legal counsel or other advisors, to assist in the evaluation of executive officer compensation. For fiscal 2019, the Compensation Committee engaged Compensia to review our executive compensation policies and practices, to conduct an executive compensation market analysis and to review our equity practices to help ensure alignment with competitive market practices. Compensia reviewed and advised on all principal aspects of our executive compensation program for fiscal 2019, including:

- Assisting in developing a peer group of publicly traded companies to be used to help assess executive compensation;
- Assisting in assuring a competitive compensation framework and consistent executive compensation assessment practices relevant to a comparable public company at our stage;
- Meeting regularly with the Compensation Committee to review all elements of executive compensation, including the competitiveness of our executive compensation program against those of our peer companies and the design of our PSU program; and
- Assisting in the risk assessment of our compensation programs.

In addition, Compensia provided a market analysis and input to the Compensation Committee in connection with Mr. Conte's transition, as well as in connection with Mr. Tully's promotion and Mr. Stein's new role in order to promote alignment between their new roles and the competitive market for executives in similarly situated roles.

Based on the consideration of the factors specified in the rules of the SEC and the listing standards of The NASDAQ Stock Market, the Compensation Committee does not believe that its relationship with Compensia and the work of Compensia on behalf of the Compensation Committee and our management team has raised any conflict of interest. The Compensation Committee reviews these factors on an annual basis. As part of the Compensation Committee's determination of Compensia's independence, it received written confirmation from Compensia addressing these factors and supporting the independence determination.

Peer Group

The Compensation Committee reviews market data of companies that we believe are comparable to us. With Compensia's assistance, the Compensation Committee developed a peer group for use when making its fiscal 2019 compensation decisions, which consisted of publicly traded software and software services companies headquartered in the U.S. that generally had revenue between 0.33x and 3.0x Splunk's revenue, generally had experienced strong year-over-year revenue growth, and/or had a market capitalization between 0.33x and 3.0x Splunk's market capitalization. The Compensation Committee referred to compensation data from this peer group when making fiscal 2019 base salary, cash bonus and equity award decisions for our executive officers. The following is a list of the public companies that comprised our fiscal 2019 peer group:

| | | | |
|---------------------|--------------------|-----------------------------|---------------|
| Akamai Technologies | CoStar Group | ServiceNow | Veeva Systems |
| ANSYS | Fortinet | SS&C Technologies Holdings | Verisign |
| Arista Networks | Guidewire Software | Tableau Software | Workday |
| athenahealth | Palo Alto Networks | The Ultimate Software Group | Zillow Group |
| Autodesk | Red Hat | Twitter | |

For fiscal 2019, the Compensation Committee removed Aspen Technology, FireEye and Pandora Media from the peer group used in fiscal 2018 because these companies were not deemed to be sufficiently relevant comparables, and added Autodesk, Red Hat and Verisign as additional peers based on the criteria described above. The remainder of the peer group was unchanged.

COMPONENTS OF COMPENSATION PROGRAM AND FISCAL 2019 COMPENSATION

Our executive compensation program consists of the following primary components:

- base salary;
- cash bonuses;
- long-term equity compensation; and
- severance and change in control-related payments and benefits.

We also provide our executive officers with comprehensive employee benefit programs such as medical, dental and vision insurance, a 401(k) plan, life and disability insurance, flexible spending accounts, an employee stock purchase plan and other plans and programs made available to our eligible employees.

We believe these elements provide a compensation package that attracts and retains qualified individuals, links individual performance to Company performance, focuses the efforts of our NEOs and other executive officers on the achievement of both our short-term and long-term objectives and aligns the interests of our executive officers with those of our stockholders. The charts below show the pay mix of our CEO and other NEOs and the components of their pay for fiscal 2019, specifically the base salary and cash bonus amounts earned and the grant date fair value of equity awards granted in fiscal 2019.

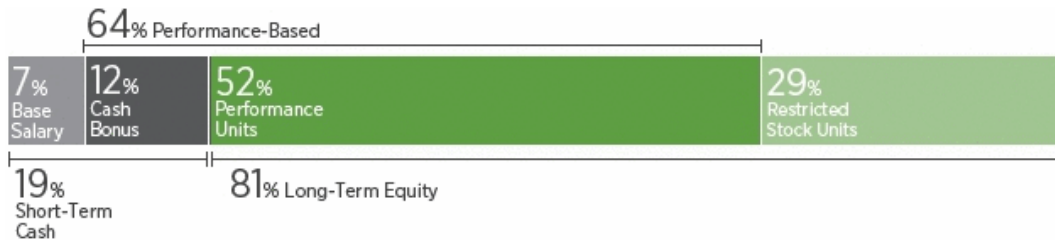
[Table of Contents](#)

Executive Compensation

CEO

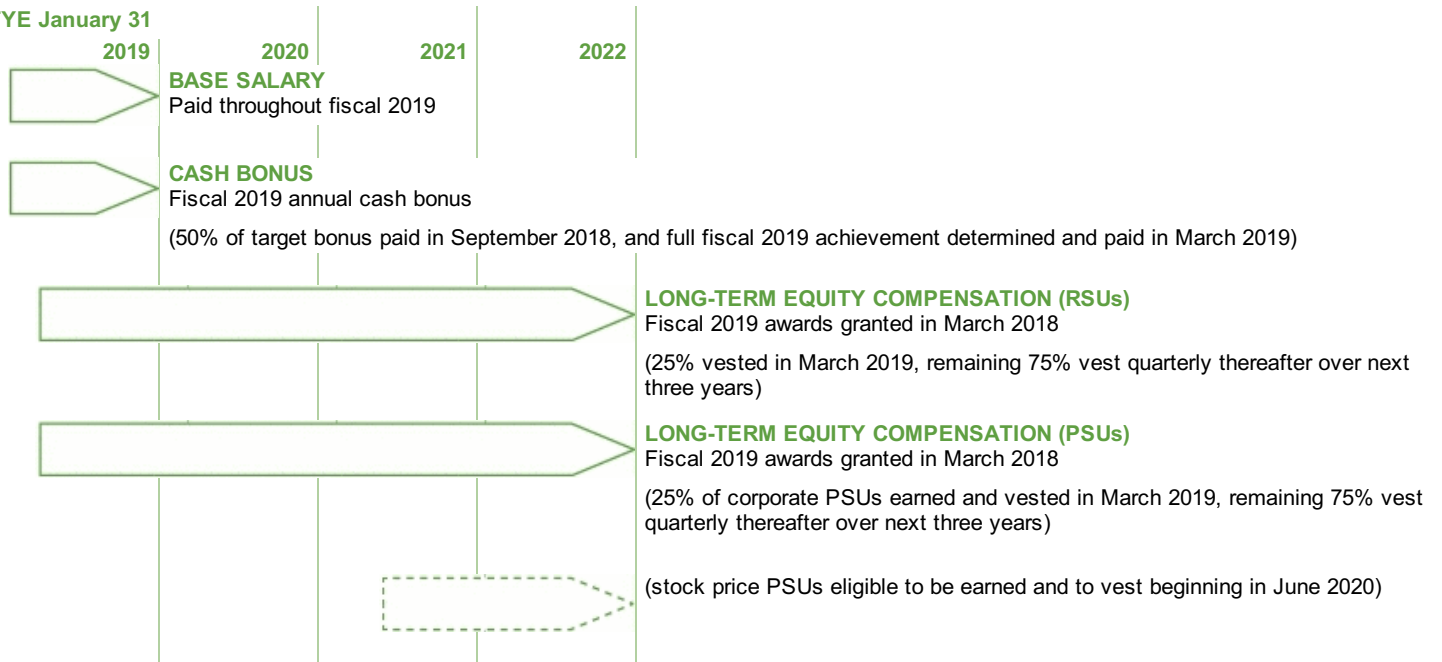


ALL OTHER NEOs



In addition, the chart below illustrates the short-term and long-term timeframe over which the various components of the NEOs' fiscal 2019 compensation are earned and paid and serve to continue to retain and incentivize our NEOs.

FYE January 31



Base Salaries

We pay base salaries to our NEOs to compensate them for their services and provide predictable income. The salaries typically reflect each NEO's experience, skills, knowledge and responsibilities, although market data also plays a role in setting salary levels. We do not apply specific formulas to determine changes in salaries. Instead, the salaries of our NEOs are reviewed on an annual basis by the Compensation Committee based on our compensation philosophy and objectives.

Fiscal 2019 Base Salaries

The Compensation Committee determined the fiscal 2019 base salary of each of our NEOs after considering market practice survey data of our peer group provided by Compensia, the recommendations of Mr. Merritt, other than with respect to his own base salary, and other factors described in “Philosophy and Objectives—Role of Compensation Committee” above. In particular, the Compensation Committee took note of Compensia’s findings that the fiscal 2018 base salaries of our CEO and CFO were below our peer group median. Compensia specifically highlighted that even after a modest increase in his base salary during the prior fiscal year, both our CEO’s base salary and his target total cash (base salary plus target cash bonus) were in the bottom quartile of our peer group. At the beginning of fiscal 2019, the Compensation Committee adjusted the base salaries for Messrs. Merritt, Conte, Stein and Ms. St. Ledger to reflect the foregoing, the competitive market, the market data on peer group salaries, each individual’s responsibilities and to recognize each individual’s performance.

The table below sets forth the annual base salaries for our NEOs for fiscal 2019.

| NEO | Base Salary | Percentage Increase from Fiscal 2018 Base Salary |
|------------------|-------------|--|
| Douglas Merritt | \$650,000 | 37% |
| David Conte | \$445,000 | 16% |
| Susan St. Ledger | \$460,000 | 5% |
| Leonard Stein | \$365,000 | 3% |
| Timothy Tully | \$400,000 | N/A |

Cash Bonuses

A key objective of our compensation philosophy is to tie a significant portion of each NEO’s compensation to Company performance. To help accomplish this objective, we provide annual performance-based cash bonus opportunities for our NEOs, which are earned based on our achievement against corporate performance objectives established at the beginning of the fiscal year.

At the beginning of fiscal 2019, our Board approved our fiscal 2019 operating plan, which included performance objectives that the Compensation Committee and Mr. Merritt used to design our NEOs’ cash bonus opportunity for fiscal 2019. For purposes of our executive bonus plan, the Compensation Committee considered a number of factors in selecting the performance objectives applicable to our NEOs’ annual cash bonus opportunities and determined that, as in prior years, revenue-related objectives continued to be of critical importance and aligned to the Company’s growth strategy.

Fiscal 2019 Target Annual Cash Bonus Opportunities

As in prior years, the target annual cash bonus opportunities for our NEOs were expressed as a percentage of their respective base salaries. At the beginning of fiscal 2019, the Compensation Committee decided to maintain the percentages for all continuing NEOs’ target bonus opportunities with the exception of the CEO whose bonus target was increased in recognition of his outstanding performance and to further align his cash bonus opportunity with the Company’s growth strategy and with stockholders’ interests. Due to the base salary increases described above, the dollar amount of the target bonus opportunities increased for each of our continuing NEOs. The table below shows the target annual cash bonus opportunity for each NEO as a percentage of his or her base salary and as a corresponding dollar amount:

| NEO | Fiscal 2019 Target Bonus as a Percentage of Salary | Fiscal 2019 Target Bonus as a Dollar Amount | Change from Fiscal 2018 Target Bonus as a Percentage of Salary |
|------------------|--|---|--|
| Douglas Merritt | 125% | \$812,500 | 25% |
| David Conte | 80% | \$356,000 | 0% |
| Susan St. Ledger | 100% | \$460,000 | 0% |
| Leonard Stein | 60% | \$219,000 | 0% |
| Timothy Tully | 70% | \$280,000 | N/A |

[Table of Contents](#)

Executive Compensation

As described below, the target levels for the performance objectives were set to be aggressive, yet achievable with focused effort and execution. Fiscal 2019 bonuses were capped at 200% of target for our non-sales executive NEOs and at 300% of target for Ms. St. Ledger, our senior sales executive. Ms. St. Ledger's maximum annual cash bonus opportunity was higher than that of our other NEOs given the strong link between her job responsibilities and our sales quota achievement.

Fiscal 2019 Performance Objectives

For purposes of the executive bonus plan, the Compensation Committee selected revenue (as determined under GAAP) and, in the case of Ms. St. Ledger, bookings as represented by total contract value ("TCV"), as the performance objectives for fiscal 2019. The Compensation Committee, in an effort to continue to motivate Mr. Merritt and our other NEOs to further grow and develop our business, established target levels for the revenue and TCV performance objectives for fiscal 2019 that it considered aggressive, yet achievable with focused effort and execution by our NEOs, and that reflected a rigorous increase in top-line growth relative to our prior fiscal year revenue and TCV achievement. For example, our fiscal 2019 revenue target reflected an increase of 24% over our fiscal 2018 revenue results, and maximum achievement required an increase of 36% or more over our fiscal 2018 revenue results. These performance objectives were selected and designed to drive increased revenue and TCV, which the Compensation Committee believed would increase stockholder value consistent with our overall growth strategy.

Our Non-Sales Executive NEOs. The target annual cash bonus opportunities for Messrs. Merritt, Conte, Stein and Tully were based entirely on our revenue performance. The following chart presents the tiers of the bonus payout multiples relative to the target bonus opportunity based on revenue achievement.

| | Fiscal 2019 Revenue (in millions) | Bonus Payout Multiple Relative to Target |
|------------------|--|---|
| Max | \$1,775 or more | 200% |
| | \$1,758 | 180% |
| | \$1,742 | 140% |
| | \$1,725 | 105% |
| Target | \$1,625 | 100% |
| | \$1,576 | 75% |
| Threshold | \$1,544 | 50% |
| | Less than \$1,544 | 0% |

Our Sales Executive NEO. The fiscal 2019 target annual cash bonus opportunity for Ms. St. Ledger was based entirely on our TCV performance. We are not disclosing the target level for this performance objective because we believe disclosure would be competitively harmful, as it would give our competitors insight into our strategic and financial planning process. The following chart presents certain tiers of the bonus payout multiples based on the percentage attainment of the TCV target.

| Percentage Attainment of Target | Bonus Payout Multiple Relative to Target |
|--|---|
| 114% or more | 300% |
| 112% | 260% |
| 111% | 240% |
| 108% | 200% |
| 104% | 140% |
| 102% | 105% |
| 100% | 100% |
| 97% | 75% |
| 95% | 50% |
| Less than 95% | 0% |

Fiscal 2019 Cash Bonus Payments

Our Non-Sales Executive NEOs. After the mid-point of fiscal 2019, our Compensation Committee, with input from our management team, reviewed our financial performance against the revenue target applicable to the target annual cash bonus opportunities of Messrs. Merritt, Conte, Stein and Tully, and determined that we were on track to achieve our annual revenue target. Accordingly, the Compensation Committee approved semi-annual bonus payments of 50% of each of these NEO’s fiscal 2019 target annual cash bonus opportunity. After the conclusion of fiscal 2019, the Compensation Committee again evaluated our performance against the revenue target for the full year. The Compensation Committee, with input from our management team, concluded that we had achieved revenue of \$1.803 billion, which represented a 38% increase from our fiscal 2018 revenue. In accordance with the payout multiples established under the executive bonus plan, the Compensation Committee approved a bonus payment to each of Messrs. Merritt, Conte, Stein and Tully in an amount that resulted in total fiscal 2019 bonus payments for each NEO equaling 200% of his respective fiscal 2019 target annual cash bonus opportunity.

Our Sales Executive NEO. After the mid-point of fiscal 2019, our Compensation Committee, with input from our management team, reviewed our financial performance and determined that we were on track to achieve our annual revenue target. Accordingly, the Compensation Committee approved a semi-annual bonus payment of 50% of Ms. St. Ledger’s fiscal 2019 target annual cash bonus opportunity. After the conclusion of fiscal 2019, the Compensation Committee, with input from our management team, evaluated our performance against the TCV target for the full year and determined that we achieved approximately 113.7% of the TCV target. In accordance with the payout multiples established under the executive bonus plan, the Compensation Committee approved a bonus payment to Ms. St. Ledger in an amount that resulted in a total fiscal 2019 bonus payment equaling 295% of her target annual cash bonus opportunity.

The following chart summarizes the target and actual total cash bonus payments made to our NEOs for fiscal 2019:

| NEO | Fiscal 2019 Target Cash Bonus (\$) | Fiscal 2019 Cash Bonus Paid (\$) |
|------------------|---|---|
| Douglas Merritt | 812,500 | 1,625,000 |
| David Conte | 356,000 | 712,000 |
| Susan St. Ledger | 460,000 | 1,357,000 |
| Leonard Stein | 219,000 | 438,000 |
| Timothy Tully | 280,000 | 560,000 |

Long-Term Equity Compensation

Our equity compensation program focuses the efforts of our NEOs and other executive officers on the achievement of long-term objectives and aligns the interests of our executive officers with those of our stockholders through the grant of equity awards, the value of which depends on our stock performance and other performance measures, to achieve strong long-term performance.

These equity awards consist of time-based RSUs and performance-based PSUs granted to our executive officers. We believe that RSUs offer predictable value delivery and promote retention of our executive officers while aligning their interests with the long-term interests of our stockholders in a manner consistent with competitive market practices. We also believe that PSUs directly link a significant portion of our executive officers’ target total direct compensation to the Company’s financial and stock price performance based on the achievement of one or more pre-established financial and stock price performance metrics. Together, RSUs and PSUs are important tools to motivate and retain our highly sought after executive officers since the value of the awards is delivered to our executive officers over a four-year period subject to their continued service. Going forward, we may modify our equity award program to our executive officers, including our NEOs, to continue to maintain a strong alignment of their interests with the interests of our stockholders.

The Compensation Committee, in consultation with our CEO (other than with respect to himself) and its independent compensation consultant, determines the size, mix, material terms and, in the case of PSUs, performance metrics of the equity awards granted to our executive officers, taking into account a number of factors as described in “Philosophy and Objectives—Role of Compensation Committee” above.

[Table of Contents](#)

[Executive Compensation](#)

Fiscal 2019 Equity Awards

Annual Equity Awards. In March 2018, the Compensation Committee granted RSUs and PSUs to each of our NEOs. The following table sets forth the number of shares of our common stock subject to the RSUs and PSUs granted to each NEO.

| NEO | Nature of Equity Awards | Percentage of Award as RSUs | RSUs (number of shares) | Percentage of Award as PSUs | Target PSUs (number of shares) |
|------------------|-------------------------|-----------------------------|-------------------------|-----------------------------|--------------------------------|
| Douglas Merritt | Annual | 40% | 37,363 | 60% | 56,044 |
| David Conte | Annual | 40% | 13,200 | 60% | 19,800 |
| Susan St. Ledger | Annual | 40% | 24,200 | 60% | 36,300 |
| Leonard Stein | Annual | 40% | 14,100 | 60% | 21,100 |
| Timothy Tully | Annual | 40% | 17,600 | 60% | 26,400 |

Each of these decisions was made in consultation with Compensia and after considering the factors described above, and for Mr. Tully, his promotion. The annual RSUs granted to the NEOs in fiscal 2019 vest over four years with 25% vesting approximately one year after the grant date, and 75% vesting quarterly thereafter over the remaining three years, subject to the NEO's continued service with us on each vesting date. The annual PSUs granted to the NEOs vest over four years and may be earned based on corporate performance metrics and a stock price performance modifier. The corporate performance metrics have a one-year performance period, with 25% of earned corporate PSUs vesting shortly following the end of the performance period and 75% vesting quarterly thereafter over the remaining three years. In order to further align the interests of our NEOs and stockholders, a modifier to any earned corporate PSUs provides an opportunity to earn additional PSUs based on the Company's stock price growth rate over a multi-year performance period. Other terms and conditions are described in the "PSU Award Design" section below.

PSU Award Design. The terms and conditions of the PSUs granted to the NEOs in fiscal 2019 are substantially similar to the terms and conditions of the PSUs granted in fiscal 2018, with one notable exception. The fiscal 2019 PSU program includes an overall modifier to any earned corporate PSUs that provides for an opportunity to earn additional PSUs based on the Company's stock price growth rate over a four-year performance period, subject to a threshold performance requirement relative to an index of other software and services companies. This modifier is intended to further align the interests of our NEOs and stockholders and reward our NEOs for above-market stockholder returns. The principal terms and conditions of the fiscal 2019 PSUs, as well as the rationale for our design approach, are set forth in the following table:

| PSU Feature | Our Approach | Our Rationale |
|--------------------------------------|--|---|
| Corporate PSUs | | |
| Corporate Performance Metrics | <ul style="list-style-type: none"> Two equally weighted corporate metrics—50% based on revenue achievement and 50% based on non-GAAP operating margin achievement The revenue metric is as determined under GAAP but excluding revenue recognized during the performance period from any unanticipated acquisitions made during the performance period The non-GAAP operating margin metric is non-GAAP operating income as reported in the Company's Annual Report on Form 10-K for fiscal 2019, and as further adjusted for the financial impact of any unanticipated acquisitions made during the performance period, divided by revenue (adjusted as described above) | <ul style="list-style-type: none"> Motivate and incentivize our executives to drive top-line growth in our business while enhancing their focus on specific financial goals considered important to the Company's long-term growth Use of revenue as both a PSU metric and an executive bonus plan metric underscores the importance of top-line growth to our overall strategy and our stockholders' expectations Use of non-GAAP operating margin as a performance metric reflects increased strategic focus on a profitability measure and bottom-line performance Belief that our strategy of investing in our business for growth is appropriate given the significant market opportunity available to us As our business matures and financial results become more predictable, we intend to consider different and longer-term metrics that continue to align with our stockholders' interests No adjustment for the acquisition of Phantom Cyber Corporation ("Phantom"), as it was anticipated and announced in early fiscal 2019 prior to the grants of the PSUs and was therefore included in the consideration of the targets |

| PSU Feature | Our Approach | Our Rationale |
|--|---|---|
| Targets for Corporate Performance Metrics | <ul style="list-style-type: none"> Target revenue and non-GAAP operating margin set based on public financial guidance at the beginning of fiscal 2019 Target revenue for fiscal 2019 reflected an increase of 24% over our fiscal 2018 revenue results, and maximum achievement required an increase of 36% or more over our fiscal 2018 revenue results | <ul style="list-style-type: none"> Align the interests of our executives with those of our stockholders through performance targets that correlate with the steep trajectory of our top-line growth and operating performance based on growth expectations Minimum (threshold) and maximum performance levels provide accountability for underperformance and incentive for overperformance Maximum payouts only possible when the Company has exceptional performance |
| Corporate Performance Period | <ul style="list-style-type: none"> One-year performance period for corporate performance metrics—fiscal 2019 Earned corporate PSUs will not fully vest until approximately four years after date of grant, thus placing awards at-risk for a prolonged period | <ul style="list-style-type: none"> Steep trajectory of our top-line growth and a shift in our business model towards renewable agreements make longer performance periods difficult Allows for adjusted priorities in a rapidly changing competitive business environment Our historical financial outperformance Risk of setting inappropriate target levels that may not align with our stockholders' interests if we were to project more than one year in advance |
| Corporate PSU Vesting Schedule | <ul style="list-style-type: none"> 25% of earned corporate PSUs vested shortly following the end of the performance period and upon approval of the Company's fiscal 2019 audited financial statements Remainder will vest quarterly over the next three years, so long as the executive continues to be a service provider through each vesting date | <ul style="list-style-type: none"> Time-based vesting schedule for 75% of earned corporate PSUs provides additional long-term retention incentives |
| Stock Price Modifier | <ul style="list-style-type: none"> In order to further align the interests of our NEOs and stockholders, added a multi-year stock price performance metric Up to an additional 50% of the number of earned corporate PSUs can be earned based on Company stock price performance of at least a 46.41% growth rate over multiple years No stock price PSUs will be earned if the Company's stock price growth rate (a) does not outperform that of the SPDR S&P Software & Services ETF or its successor and (b) is not at least 46.41% Stock price growth rate measured over four-year performance period through March 2022, with stock price PSUs eligible to be earned quarterly beginning in June 2020 if stock price hurdles achieved on each measurement date | <ul style="list-style-type: none"> Requiring the Company's stock price to outperform an index of other software and services companies as a threshold in order for any additional PSUs to be earned helps reward Company performance not just stock market performance Below-market stockholder returns will not be rewarded Aligns the interests of our NEOs and stockholders, and rewards, retains and incentivizes our NEOs for above-market stockholder returns Eligibility for any stock price PSUs to be earned does not begin until over two years after grant, providing additional long-term incentive and alignment |

The target number of shares subject to the fiscal 2019 PSUs represents the number of shares eligible to be earned and subsequently eligible to vest based on the target level performance of both the revenue metric and the non-GAAP operating margin metric for fiscal 2019, without giving effect to the stock price modifier.

Table of Contents

Executive Compensation

The following chart presents the tiers of the revenue metric payout multiples relative to target.

| | Fiscal 2019 Revenue (in millions) ⁽¹⁾ | Payout Multiple Relative to Target |
|------------------|--|---------------------------------------|
| Max | \$1,775 or more | 200% |
| | \$1,758 | 180% |
| | \$1,742 | 140% |
| | \$1,725 | 105% |
| Target | \$1,625 | 100% |
| | \$1,576 | 75% |
| Threshold | \$1,544 | 50% |
| | Less than \$1,544 | 0% |

(1) Excluding revenue recognized during the fiscal year from acquisitions (other than Phantom) made during the fiscal year.

The following chart presents certain tiers of the non-GAAP operating margin metric payout multiples relative to target.

| | Fiscal 2019 Non-GAAP Operating Margin ⁽¹⁾ | Payout Multiple Relative to Target |
|------------------|--|---------------------------------------|
| Max | 12.5% | 200% |
| Target | 11.5% | 100% |
| Threshold | 10.4% | 50% |
| | Less than 10.4% | 0% |

(1) As adjusted for the impact of acquisitions (other than Phantom) made during the fiscal year.

In order to align the interests of our NEOs and stockholders, we added a multi-year stock price performance metric to the fiscal 2019 PSU program. This stock price multiplier provides for up to an additional 50% of the number of earned corporate PSUs to be earned as stock price PSUs in order to reward, retain and incentivize our NEOs for above-market stockholder returns. The Company's stock price growth rate is measured over a four-year performance period through March 2022, with one-eighth of the stock price PSUs eligible to be earned and immediately vest each quarter beginning in June 2020 if stock price hurdles are achieved on each quarterly measurement date. In order for any stock price PSUs to be earned on any quarterly measurement date, the Company's stock price growth rate from the time of grant through the applicable measurement date must exceed the growth over the same period of the SPDR S&P Software & Services ETF (or its successor). At the end of the four-year performance period, any stock price PSUs that were not earned earlier will be eligible to be earned and immediately vest based on the Company's stock price growth rate in March 2022, subject to the threshold requirement to outperform the index's growth rate. A summary of the stock price modifier is shown below.

| Threshold Performance | Company Stock Price Growth Rate | Stock Price Modifier Relative to Earned Corporate PSUs (with linear interpolation in between tiers) |
|---|--|---|
| Company stock price growth rate greater than SPDR S&P Software & Services ETF stock price growth rate | 74.90% (or \$158.91) | 50% |
| | 46.41% or below (or \$133.03 or below) | 0% |

Earned Corporate PSU Awards. In fiscal 2019, we achieved GAAP revenue of \$1.803 billion, representing a 38% growth rate from our fiscal 2018 revenue achievement, and non-GAAP operating margin of 12.7%. The Compensation Committee considered the impact of acquisitions (other than Phantom) in fiscal 2019 both to the revenue metric and to the non-GAAP operating margin metric, and, in accordance with the terms of the fiscal 2019 PSUs, made adjustments to both metrics.

Based on our actual performance, after considering the impact of acquisitions in fiscal 2019, and in accordance with the payout multiples described above, the Compensation Committee determined that 200% of each NEO's target PSU award were earned as corporate PSUs. The number of corporate PSUs earned by each NEO was as follows:

| NEO | Number of Earned Corporate PSUs |
|------------------|---------------------------------|
| Douglas Merritt | 112,088 |
| David Conte | 39,600 |
| Susan St. Ledger | 72,600 |
| Leonard Stein | 42,200 |
| Timothy Tully | 52,800 |

As described above, 25% of these earned corporate PSUs vested upon the Compensation Committee's certification of our adjusted revenue and non-GAAP operating margin results for fiscal 2019, and the remainder will vest quarterly over the next three years, so long as the NEO continues to be a service provider through each vesting date.

The following chart presents the number of stock price PSUs that will be eligible to be earned and vest beginning in June 2020 through March 2022, as described above:

| NEO | Number of Stock Price PSUs Eligible to be Earned |
|------------------|--|
| Douglas Merritt | 56,044 |
| David Conte | N/A ⁽¹⁾ |
| Susan St. Ledger | 36,300 |
| Leonard Stein | 21,100 |
| Timothy Tully | 26,400 |

(1) As described in "Compensation Tables—Executive Employment Arrangements" below, Mr. Conte's retirement will occur on or before March 2020 and he therefore is not expected to be eligible to earn or vest in any stock price PSUs.

Severance and Change in Control-Related Benefits

Our executive officers, including our NEOs, are provided certain protections in the event of their termination of employment under specified circumstances, including following a change in control of the Company. We believe that these protections serve our retention objectives by helping our NEOs maintain continued focus and dedication to their responsibilities to maximize stockholder value, including in the event of a transaction that could result in a change in control of the Company. In March 2019, the Compensation Committee, in consultation with Compensia, reviewed market practices and our retention goals for our executive officers, including our NEOs, and made certain amendments to their severance and change in control-related benefits. The material terms of these benefits as currently in effect are described below.

| Triggering Event(s) | Benefits |
|--|---|
| Three months after signing of a definitive agreement that ultimately results in a change of control or 18 months after a change in control | <ul style="list-style-type: none"> A lump sum payment equal to 12 months of NEO's then-current base salary (24 months, in the case of our CEO), plus 100% of NEO's annual target bonus for the year of termination (24 months of annual target bonus plus a pro-rated portion of annual target bonus for the year of termination, in the case of our CEO); Payment by us for up to 12 months of COBRA premiums to continue health insurance coverage for NEO and eligible dependents (18 months, in the case of our CEO), or a lump sum payment of \$24,000 (\$36,000, in the case of our CEO) if paying for COBRA premiums would result in an excise tax to us; 100% accelerated vesting of NEO's outstanding equity awards; and Six-month post-termination exercise period for NEO's outstanding options; <p>In each case subject to NEO timely signing a release of claims that becomes effective.</p> |
| AND | |
| Employment is terminated without cause or NEO resigns for good reason | <ul style="list-style-type: none"> A lump sum payment equal to six months of NEO's then-current base salary (18 months, in the case of our CEO), plus a pro-rated portion of NEO's annual target bonus for the year of termination; Payment by us for up to six months of COBRA premiums to continue health insurance coverage for NEO and eligible dependents (12 months, in the case of our CEO), or a lump sum payment of \$12,000 (\$24,000, in the case of our CEO) if paying for COBRA premiums would result in an excise tax to us; Six months accelerated vesting of NEO's outstanding equity awards (12 months, in the case of our CEO); and Six-month post-termination exercise period for NEO's outstanding options; <p>In each case subject to NEO timely signing a release of claims that becomes effective.</p> |
| Employment is terminated without cause (other than in connection with a change in control) | <ul style="list-style-type: none"> A lump sum payment equal to six months of NEO's then-current base salary (18 months, in the case of our CEO), plus a pro-rated portion of NEO's annual target bonus for the year of termination; Payment by us for up to six months of COBRA premiums to continue health insurance coverage for NEO and eligible dependents (12 months, in the case of our CEO), or a lump sum payment of \$12,000 (\$24,000, in the case of our CEO) if paying for COBRA premiums would result in an excise tax to us; Six months accelerated vesting of NEO's outstanding equity awards (12 months, in the case of our CEO); and Six-month post-termination exercise period for NEO's outstanding options; <p>In each case subject to NEO timely signing a release of claims that becomes effective.</p> |

On November 30, 2018, we entered into a transition services agreement with Mr. Conte in connection with his announced retirement, in order to provide him with incentives to remain with us through and for a prescribed period of time following the hiring of a new chief financial officer. For a description of the transition services agreement, including the severance and change in control-related benefits applicable to Mr. Conte, see “Compensation Tables—Executive Employment Arrangements.”

OTHER COMPENSATION POLICIES AND INFORMATION

RECENT FISCAL 2020 COMPENSATION DECISIONS

In March 2019, the Compensation Committee conducted its annual executive compensation review and made fiscal 2020 compensation decisions for our continuing NEOs as set forth below. In making these decisions, the Compensation Committee considered, among other factors, pay levels of our NEOs relative to peers and the overall competitive market, performance of each continuing NEO, the continued talent war for experienced leadership in our industry and the feedback from our stockholders as discussed above.

- Increased the base salaries of continuing NEOs by 3% to 5% of their fiscal 2019 base salaries.
- Maintained the continuing NEOs’ target annual cash bonus as a percentage of base salary at the same levels.
- Maintained the mix of fiscal 2020 equity awards for all continuing NEOs, including our CEO, at 60% PSUs and 40% RSUs. This mix is consistent with that of fiscal 2019 equity awards.
- Maintained revenue and non-GAAP operating margin, subject to adjustment for the impact of future acquisitions, as the corporate performance metrics for the fiscal 2020 PSUs, as such metrics continue to be key performance drivers supporting the Company’s operating plan.
- Maintained a stock price modifier to any earned corporate PSUs that provides for an opportunity to earn additional stock price PSUs based on the Company’s stock price growth rate measured over a four-year performance period through March 2023, subject to a threshold performance requirement relative to an index of other software and services companies.
- Approved amendments to the offer letters for NEOs to update their severance and change in control-related benefits as described below.
 - The amendment for NEOs other than our CEO and CFO (1) provides that any severance payments and benefits payable upon an involuntary termination in connection with change in control will be triggered in the event that the NEO’s employment is terminated without “cause” or if the NEO resigns his or her position for “good reason” within the period commencing three months before a “change in control” and ending 18 months (an increase from 12 months under the NEO’s offer letter) after a “change in control” (each as defined in the applicable offer letter) (the “CIC Qualifying Termination”), (2) increases the bonus severance amount that otherwise is payable on the NEO’s CIC Qualifying Termination from a pro-rated portion of the annual target bonus for the time he or she is actively employed in the fiscal year of termination to 100% of the annual target bonus for the fiscal year of termination and (3) adds a Section 280G best results provision.
 - The amendment for our CEO provides that if he resigns his position for “good reason” within the period commencing three months before a “change in control” and ending 18 months (an increase from 12 months under his offer letter) after a “change in control” (each as defined in his offer letter), he will be entitled to receive: (i) a lump sum payment equal to (a) 24 months (an increase from 18 months under his offer letter) of his annual base salary, (b) 24 months (an increase from 18 months under his offer letter) of his annual target bonus and (c) a pro-rated portion of his annual target bonus based on the number of months employed during the year of termination; (ii) continued health coverage for 18 months or lump sum payment of \$36,000 in lieu of such continued health coverage; and (iii) 100% accelerated vesting of the unvested portion of outstanding equity awards that have only time-based vesting (including earned but unvested performance-based awards). If, at any time other than in connection with a “change in control” as described above, our CEO’s employment is terminated without “cause,” he will be entitled to receive: (i) a lump sum payment equal to 18 months (an increase from 12 months under his offer letter) of his annual base salary plus a pro-rated portion of his annual target bonus based on the number of months employed during the year of termination; (ii) continued health coverage for 12 months or lump sum payment of \$24,000 in lieu of such continued health coverage; and (iii) 12 months accelerated vesting of the unvested portion of outstanding equity awards that have only time-based vesting (including earned but unvested performance-based awards). The amendment also adds a Section 280G best results provision.

EMPLOYEE BENEFITS AND PERQUISITES

We provide employee benefits to all eligible employees in the United States, including our NEOs, which the Compensation Committee believes are reasonable and consistent with its overall compensation objective to better enable us to attract and retain employees. These benefits include medical, dental and vision insurance, health savings account, a 401(k) plan, life and disability insurance, flexible spending accounts, an employee stock purchase plan and other plans and programs.

We have special long-term disability coverage for our executive officers, including our NEOs, who are eligible for disability coverage until approximately age 66 if they cannot return to their occupation. We pay for certain spousal travel expenses and certain tax gross-ups.

STOCK OWNERSHIP GUIDELINES

Our Board believes that our directors and executive officers should hold a meaningful financial stake in the Company in order to further align their interests with those of our stockholders. Therefore, our Board adopted stock ownership guidelines on September 9, 2014. These guidelines were last amended on September 13, 2018. Under these guidelines, our executive officers are required to achieve these ownership levels within five years of the later of September 13, 2018 or such executive officer's hire, appointment, promotion or election date, as applicable. The current stock ownership guidelines are set forth below:

- Our CEO must own the lesser of (i) Company stock with a value of five times his or her annual base salary and (ii) 50,000 shares; and
- Each other executive officer must own the lesser of (i) Company stock with a value of two times his or her annual base salary and (ii) 12,000 shares.

The salary multiples above are consistent with current market practices, and the alternative share number thresholds are intended to provide our executive officers with certainty as to whether the guidelines are met, regardless of our then-current stock price.

If an executive officer fails to meet the ownership guidelines within the applicable compliance period, he or she will be required to hold 50% of shares acquired (which will be calculated based on net shares after taxes) through the Company's equity incentive plans until such time as he or she meets the required ownership guidelines.

As of the end of fiscal 2019, all of our NEOs have met, exceeded, or are on track to meet, these guidelines based on their current rate of stock accumulations in the time frames set out in the guidelines.

See "Corporate Governance at Splunk—Non-Employee Director Compensation—Stock Ownership Guidelines" for information about the guidelines applicable to our non-employee directors.

CLAWBACK POLICY

We have a Clawback Policy pursuant to which we may seek the recovery of cash performance-based incentive compensation paid by the Company as well as performance-based equity awards, including PSUs. The Clawback Policy applies to our CEO and to all officers who report directly to the CEO, including our NEOs. The Clawback Policy provides that if (i) the Company restates its financial statements as a result of a material error; (ii) the amount of cash incentive compensation or performance-based equity compensation that was paid or is payable based on achievement of specific financial results paid to a participant would have been less if the financial statements had been correct; (iii) no more than two years have elapsed since the original filing date of the financial statements upon which the incentive compensation was determined; and (iv) the Compensation Committee unanimously concludes, in its sole discretion, that fraud or intentional misconduct by such participant caused the material error and it would be in the best interests of the Company to seek from such participant recovery of the excess compensation, then the Compensation Committee may, in its sole discretion, seek from such participant repayment to the Company.

STOCK TRADING PRACTICES; HEDGING AND PLEDGING POLICY

We maintain an Insider Trading Policy that, among other things, prohibits our officers, directors and employees from trading during quarterly and special blackout periods. We also prohibit our officers, directors and employees from engaging in short sales, hedging and similar transactions designed to decrease the risks associated with holding the Company's securities, as well as pledging the Company's securities as collateral for loans and transactions involving derivative securities relating to our common stock. Our Insider Trading Policy requires that all directors and all officers who report directly to the CEO, pre-clear with our legal department any proposed open market transactions.

Further, we have adopted Rule 10b5-1 Trading Plan Guidelines that permit our directors and certain employees, including our NEOs, to adopt Rule 10b5-1 trading plans ("10b5-1 plans"). Under our 10b5-1 Trading Plan Guidelines, 10b5-1 plans may only be adopted or modified during an open trading window under our Insider Trading Policy and only when such individual does not otherwise possess material nonpublic information about the Company. The first trade under a 10b5-1 plan may not occur until the completion of the next quarterly blackout period following the adoption or modification of the 10b5-1 plan, as applicable.

IMPACT OF ACCOUNTING AND TAX REQUIREMENTS ON COMPENSATION

Deductibility of Executive Compensation

Generally, Section 162(m) of the Internal Revenue Code of 1986, as amended, or Section 162(m), disallows a tax deduction to any publicly-held corporation for any remuneration in excess of \$1 million paid in any taxable year to its chief executive officer and certain other current and former highly compensated officers that qualify as covered employees within the meaning of Section 162(m). For tax years beginning before January 1, 2018, remuneration in excess of \$1 million could be deducted if it qualified as "performance-based compensation" within the meaning of Section 162(m).

The exemption from Section 162(m)'s deduction limit for performance-based compensation has been repealed, effective for taxable years beginning after December 31, 2017, such that compensation paid to our covered executive officers in excess of \$1 million will not be deductible unless it qualifies for transition relief applicable to certain arrangements in place as of November 2, 2017 that has not been subsequently materially modified.

We have not previously taken the deductibility limit imposed by Section 162(m) into consideration in setting compensation for our current and former executive officers and do not currently have any immediate plans to do so. The Compensation Committee may, in its judgment, authorize compensation payments that is not fully tax deductible when it believes that such payments are appropriate to attract and retain executive talent or meet other business objectives. The Compensation Committee intends to continue to compensate our current and former executive officers in a manner consistent with the best interests of the Company and our stockholders.

Taxation of "Parachute" Payments and Deferred Compensation

We do not provide our NEOs with a "gross-up" or other reimbursement payment for any tax liability that he or she might owe as a result of the application of Sections 280G, 4999, or 409A of the Code. Sections 280G and 4999 of the Code provide that executive officers and directors who hold significant equity interests and certain other service providers may be subject to an excise tax if they receive payments or benefits in connection with a change in control that exceeds certain prescribed limits, and that the company, or a successor, may forfeit a deduction on the amounts subject to this additional tax. Section 409A also imposes additional significant taxes on the individual in the event that an executive officer, director or other service provider receives "deferred compensation" that does not meet certain requirements of Section 409A of the Code.

Accounting for Stock-Based Compensation

We follow ASC Topic 718 for our stock-based awards. ASC Topic 718 requires companies to measure the compensation expense for all share-based payment awards made to employees and directors, including stock options, restricted stock unit awards and performance units, based on the grant date "fair value" of these awards. This calculation is performed for accounting purposes and reported in the compensation tables below. ASC Topic 718 also requires companies to recognize the compensation cost of their stock-based compensation awards in their income statements over the period that a NEO is required to render service in exchange for the option or other award.

For performance units, stock-based compensation expense recognized may be adjusted over the performance period based on interim estimates of performance against pre-set objectives.

COMPENSATION RISK ASSESSMENT

The Compensation Committee, with the assistance of its independent compensation consultant, assesses and considers potential risks when reviewing and approving our compensation programs, policies and practices for our executive officers and our employees. We have designed our compensation programs, including our incentive compensation plans, with features to address potential risks while rewarding employees for achieving financial and strategic objectives through prudent business judgment and appropriate risk taking. Based upon its assessment, the Compensation Committee believes that any risks arising from our compensation programs do not create disproportionate incentives for our employees to take risks that could have a material adverse effect on us in the future.

COMPENSATION COMMITTEE REPORT

The Compensation Committee of the Board has reviewed and discussed the Compensation Discussion and Analysis required by Item 402(b) of Regulation S-K with management and, based on such review and discussions, the Compensation Committee recommended to the Board that the Compensation Discussion and Analysis be included in this proxy statement.

COMPENSATION COMMITTEE OF THE BOARD OF DIRECTORS

Stephen Newberry (*Chair*)

Mark Carges

Elisa Steele

[Table of Contents](#)

[Executive Compensation](#)

COMPENSATION TABLES

SUMMARY COMPENSATION TABLE

The following table summarizes the compensation that we paid to or was earned by each of our NEOs for the fiscal years ended January 31, 2019, 2018 and 2017.

| Name and Principal Position | Fiscal Year | Salary (\$) | Stock Awards (\$) ⁽¹⁾ | Option Awards (\$) | Non-Equity Incentive Plan Compensation (\$) | All Other Compensation (\$) | Total (\$) |
|--|-------------|------------------------|----------------------------------|--------------------|---|-----------------------------|------------|
| Douglas Merritt, President, CEO and Director | 2019 | 650,000 | 11,174,462 | — | 1,625,000 | 56,333 ⁽²⁾ | 13,505,795 |
| | 2018 | 475,000 | 8,025,313 | — | 652,365 | 9,664 ⁽³⁾ | 9,162,342 |
| | 2017 | 450,000 | 7,145,500 | — | 480,150 | 38,545 ⁽⁴⁾ | 8,114,195 |
| David Conte, Senior Vice President and Chief Financial Officer | 2019 | 445,000 | 3,947,856 | — | 712,000 | 54,352 ⁽⁵⁾ | 5,159,208 |
| | 2018 | 385,000 | 4,012,687 | — | 423,007 | 9,925 ⁽⁶⁾ | 4,830,619 |
| Susan St. Ledger, President, Worldwide Field Operations | 2019 | 460,000 | 7,237,736 | — | 1,357,000 | 40,244 ⁽²⁾ | 9,094,980 |
| | 2018 | 426,667 ⁽⁸⁾ | 11,257,413 | — | 906,638 ⁽⁸⁾ | 11,734 ⁽³⁾ | 12,602,452 |
| Leonard Stein, Senior Vice President, Global Affairs | 2019 | 360,000 | 4,214,700 | — | 268,884 | 5,000 ⁽⁷⁾ | 4,848,584 |
| | 2017 | 300,000 ⁽⁹⁾ | 10,123,500 | — | 378,479 ⁽⁹⁾ | 11,554 ⁽⁴⁾ | 10,813,533 |
| Timothy Tully, Senior Vice President, Chief Technology Officer | 2019 | 365,000 | 4,210,660 | — | 438,000 | 10,055 ⁽¹⁰⁾ | 5,023,715 |
| | 2018 | 355,000 | 2,750,673 | — | 292,534 | 9,232 ⁽⁶⁾ | 3,407,439 |
| | 2017 | 330,000 | 2,575,650 | — | 211,266 | 5,000 ⁽⁷⁾ | 3,121,916 |
| | 2019 | 400,000 | 5,263,808 | — | 560,000 | 25,490 ⁽²⁾ | 6,249,298 |

(1) The amounts reported in the Stock Awards column reflects the aggregate grant date fair value of the RSUs granted to our NEOs in fiscal 2019, 2018 and fiscal 2017 and the PSUs granted to our NEOs in fiscal 2019, 2018 and fiscal 2017, as computed in accordance with FASB ASC Topic 718. The estimated fair value of PSUs is calculated based on the probable outcome of the performance measures for the applicable performance period as of the date on which the PSUs are granted for accounting purposes. The fiscal 2019 PSUs include both corporate performance and market-related (stock price modifier) goals. Consistent with the applicable accounting standards, the grant date fair value of the stock price modifier component has been determined using a Monte Carlo simulation model. This estimated fair value for PSUs is different from (and lower than) the maximum value of PSUs set forth below. These amounts do not necessarily correspond to the actual value recognized by our NEOs. The assumptions used in the valuation of these awards are consistent with the valuation methodologies specified in the notes to our consolidated financial statements included in our Annual Report on Form 10-K for the fiscal year ended January 31, 2019.

Assuming the highest level of performance is achieved under the applicable performance measures for the fiscal 2019 PSUs, the maximum possible value of the fiscal 2019 PSUs using the grant date fair value is presented below:

| Name | Maximum Value of Fiscal 2019 PSUs (as of Grant Date for Accounting Purposes) (\$) |
|------------------|---|
| Douglas Merritt | 21,413,292 |
| David Conte | 7,565,184 |
| Susan St. Ledger | 13,869,504 |
| Leonard Stein | 8,061,888 |
| Timothy Tully | 10,086,912 |

(2) For Mr. Merritt, this amount represents \$21,817 in tax gross-ups; \$25,662 in spousal expenses associated with attendance at our annual sales achievement event and a gift presented to all attendees at the event; \$4,000 in a matching contribution and \$3,000 in a discretionary contribution to Mr. Merritt's 401(k) plan account, which contributions were made to all eligible participants; and a premium payment of \$1,854 for long-term disability benefits. For Ms. St. Ledger, this amount represents \$14,405 in tax gross-ups; guest expenses associated with attendance at our annual sales achievement event and a gift presented to all attendees at the event; \$4,000 in a matching contribution and \$3,000 in a discretionary contribution to Ms. St. Ledger's 401(k) plan account, which contributions were made to all eligible participants; and a premium payment for long-term disability benefits. For Mr. Tully, this amount represents \$8,708 in tax gross-ups; a Company gift; spousal expenses associated with attendance at our annual sales achievement event and a gift presented to all attendees at the event; and \$3,538 in a matching contribution and \$3,000 in a discretionary contribution to Mr. Tully's 401(k) plan account, which contributions were made to all eligible participants.

- (3) For Mr. Merritt, this amount represents \$3,664 in tax gross-ups and a discretionary contribution of \$6,000 to Mr. Merritt's 401(k) plan account, which contribution was made to all eligible participants. For Ms. St. Ledger, this amount represents \$5,734 in tax gross-ups and a discretionary contribution of \$6,000 to Ms. St. Ledger's 401(k) plan account, which contribution was made to all eligible participants.
- (4) For Mr. Merritt, this amount represents \$24,676 in tax gross-ups and \$6,922 in spousal travel expenses, each associated with attendance at our annual sales achievement event; a discretionary contribution of \$5,000 to Mr. Merritt's 401(k) plan account, which contribution was made to all eligible participants; and a premium payment of \$1,947 for long-term disability benefits. For Ms. St. Ledger, this amount represents \$6,057 in tax gross-ups associated with attendance at our annual sales achievement event; a discretionary contribution of \$5,000 to Ms. St. Ledger's 401(k) plan account, which contribution was made to all eligible participants; and a premium payment of \$497 for long-term disability benefits.
- (5) This amount represents \$17,281 in tax gross-ups; \$29,235 in legal fees paid in connection with Mr. Conte's transition services agreement; \$3,712 in a matching contribution and \$3,000 in a discretionary contribution to Mr. Conte's 401(k) plan account, which contributions were made to all eligible participants; and a premium payment of \$1,125 for long-term disability benefits.
- (6) This amount represents \$3,925 and \$3,232 in tax gross-ups for Messrs. Conte and Stein, respectively. For fiscal 2018, we made a discretionary contribution to the 401(k) plan accounts of all eligible participants in the amount of \$6,000 each.
- (7) For fiscal 2017, we made a discretionary contribution to the 401(k) plan accounts of all eligible participants in the amount of \$5,000 each.
- (8) Ms. St. Ledger was promoted to President, Worldwide Field Operations, effective as of October 1, 2017. The salary and non-equity incentive plan compensation amounts for Ms. St. Ledger are prorated based on the number of days in fiscal 2018 she served as Senior Vice President, Chief Revenue Officer or President, Worldwide Field Operations, respectively.
- (9) Ms. St. Ledger joined the Company on May 2, 2016. The salary and non-equity incentive plan compensation amounts for Ms. St. Ledger are prorated based on the number of days in fiscal 2017 during which she was employed with us.
- (10) This amount represents \$3,055 in tax gross-ups; and \$4,000 in a matching contribution and \$3,000 in a discretionary contribution to Mr. Stein's 401(k) plan account, which contributions were made to all eligible participants.

GRANTS OF PLAN-BASED AWARDS FOR FISCAL 2019

The following table presents, for each of our NEOs, information concerning grants of plan-based awards made during fiscal 2019. This information supplements the information about these awards set forth in the Summary Compensation Table.

| Name | Grant Date | Estimated Future Payouts Under Non-Equity Incentive Plan Awards ⁽¹⁾ | | | Estimated Future Payouts Under Equity Incentive Plan Awards ⁽²⁾ | | | All Other Stock Awards: Number of Shares or Units ⁽³⁾ | Grant Date Fair Value of Stock Awards ⁽⁴⁾ |
|------------------|------------|--|-------------|--------------|--|------------|-------------|--|--|
| | | Threshold (\$) | Target (\$) | Maximum (\$) | Threshold (#) | Target (#) | Maximum (#) | | |
| Douglas Merritt | — | 406,250 | 812,500 | 1,625,000 | — | — | — | — | |
| RSUs | 3/15/2018 | — | — | — | — | — | — | 37,363 | 4,036,699 |
| PSUs | 3/15/2018 | — | — | — | 28,022 | 56,044 | 168,132 | — | 7,137,764 |
| David Conte | — | 178,000 | 356,000 | 712,000 | — | — | — | — | |
| RSUs | 3/15/2018 | — | — | — | — | — | — | 13,200 | 1,426,128 |
| PSUs | 3/15/2018 | — | — | — | 9,900 | 19,800 | 59,400 | — | 2,521,728 |
| Susan St. Ledger | — | 230,000 | 460,000 | 1,380,000 | — | — | — | — | |
| RSUs | 3/15/2018 | — | — | — | — | — | — | 24,200 | 2,614,568 |
| PSUs | 3/15/2018 | — | — | — | 18,150 | 36,300 | 108,900 | — | 4,623,168 |
| Leonard Stein | — | 109,500 | 219,000 | 438,000 | — | — | — | — | |
| RSUs | 3/15/2018 | — | — | — | — | — | — | 14,100 | 1,523,364 |
| PSUs | 3/15/2018 | — | — | — | 10,550 | 21,100 | 63,300 | — | 2,687,296 |
| Timothy Tully | — | 140,000 | 280,000 | 560,000 | — | — | — | — | |
| RSUs | 3/15/2018 | — | — | — | — | — | — | 17,600 | 1,901,504 |
| PSUs | 3/15/2018 | — | — | — | 13,200 | 26,400 | 79,200 | — | 3,362,304 |

- (1) Amounts in the "Estimated Future Payouts Under Non-Equity Incentive Plan Awards" columns relate to cash incentive compensation opportunities under each NEO's individual compensation arrangement. Payments under these plans are subject to a threshold limitation based on achieving at least 95% of the target corporate performance objective. Target payment amounts assume achievement of 100% of the target corporate performance objective. Payments to Messrs. Merritt, Conte, Stein and Tully under these plans are subject to a maximum payment of 200%, based on achievement of 109% or more of the target corporate performance objective. TCV-based payments to Ms. St. Ledger were capped at a maximum of 300% for achievement of 114% or greater of the target corporate performance objective. The actual amounts paid to our NEOs are set forth in the "Summary Compensation Table" above, and the calculation of the actual amounts paid is discussed more fully in "Compensation Discussion and Analysis—Discussion of Our Fiscal 2019 Executive Compensation Program—Components of Compensation Program and Fiscal 2019 Compensation—Cash Bonuses" above.
- (2) Amounts in the "Estimated Future Payouts Under Equity Incentive Plan Awards" columns relate to estimated payouts of the fiscal 2019 PSUs. The amounts shown in the Threshold column reflect the corporate PSUs if the minimum revenue metric and operating margin metric are met, and are 50% of the amounts shown under the Target column. The amounts shown in the Target column reflect the corporate PSUs if the revenue metric and operating margin metric are at target. The amounts shown in the Maximum column reflect the corporate PSUs if the maximum revenue metric and operating margin metric are met, and are 200% of the amounts shown under the Target column, plus the maximum number of stock price PSUs eligible to be earned, which is 50% of the maximum number of corporate PSUs. The PSUs vest over four years, subject to continued service to us. On March 27, 2019, 200% of each NEO's target fiscal 2019 PSUs were deemed earned based upon our fiscal 2019 financial results, and one-fourth of these earned corporate PSUs vested on March 27, 2019 and 1/16th vest quarterly thereafter, beginning on June 10, 2019, over the remaining three years, subject to continued service to us.
- (3) The RSUs vest over four years, with one-fourth of the RSUs vesting one year following the vesting commencement date and 1/16th vesting quarterly thereafter over the remaining three years, subject to continued service to us.
- (4) The amounts reported in this column reflect the aggregate grant date fair value of the RSUs and PSUs granted to our NEOs in fiscal 2019 as computed in accordance with ASC Topic 718. The estimated fair value of PSUs was calculated based on the probable outcome of the performance measures for the fiscal 2018 performance period as of the date on which the PSUs were granted for accounting purposes. The fiscal 2019 PSUs include both corporate performance and market-related (stock price modifier) goals. Consistent with the applicable accounting standards, the grant date fair value of the stock price modifier component has been determined using a Monte Carlo simulation model. These amounts do not necessarily correspond to the actual value recognized by NEOs. The assumptions used in the valuation of these awards are consistent with the valuation methodologies specified in the notes to our consolidated financial statements included in our Annual Report on Form 10-K for the fiscal year ended January 31, 2019.

OUTSTANDING EQUITY AWARDS AT FISCAL 2019 YEAR-END

The following table sets forth information concerning outstanding equity awards held by our NEOs as of January 31, 2019.

| Name | Vesting Commencement Date | Stock Awards | | | |
|------------------|---------------------------|---|---|---|---|
| | | Number of Shares or Units of Stock That Have Not Vested (#) | Market Value of Shares or Units of Stock That Have Not Vested (\$) ⁽¹⁾ | Equity Incentive Plan Awards: Number of Unearned Shares, Units or Other Rights That Have Not Vested (#) | Equity Incentive Plan Awards: Market or Payout Value of Unearned Shares, Units or Other Rights That Have Not Vested (\$) ⁽¹⁾ |
| Douglas Merritt | 3/10/2015 | 2,250 ⁽³⁾ | 280,890 | — | — |
| | 3/10/2015 | 1,250 ⁽²⁾ | 156,050 | — | — |
| | 3/10/2016 | 11,303 ⁽²⁾ | 1,411,067 | — | — |
| | 3/10/2016 | 30,229 ⁽⁴⁾ | 3,773,788 | — | — |
| | 3/10/2017 | 75,906 ⁽⁵⁾ | 9,476,105 | — | — |
| | 3/10/2017 | 30,000 ⁽²⁾ | 3,745,200 | — | — |
| | 3/10/2018 | 37,363 ⁽²⁾ | 4,664,397 | — | — |
| | 3/10/2018 | — | — | 112,088 ⁽⁶⁾ | 13,993,066 |
| David Conte | 3/10/2015 | 2,813 ⁽³⁾ | 351,175 | — | — |
| | 3/10/2015 | 1,563 ⁽²⁾ | 195,125 | — | — |
| | 3/10/2016 | 11,250 ⁽²⁾ | 1,404,450 | — | — |
| | 3/10/2016 | 15,043 ⁽⁴⁾ | 1,877,968 | — | — |
| | 3/10/2017 | 37,953 ⁽⁵⁾ | 4,738,053 | — | — |
| | 3/10/2017 | 15,001 ⁽²⁾ | 1,872,725 | — | — |
| | 3/10/2018 | 13,200 ⁽²⁾ | 1,647,888 | — | — |
| | 3/10/2018 | — | — | 39,600 ⁽⁶⁾ | 4,943,664 |
| Susan St. Ledger | 6/10/2016 | 34,098 ⁽⁴⁾ | 4,256,794 | — | — |
| | 6/10/2016 | 25,500 ⁽²⁾ | 3,183,420 | — | — |
| | 3/10/2017 | 47,439 ⁽⁵⁾ | 5,922,285 | — | — |
| | 3/10/2017 | 18,750 ⁽²⁾ | 2,340,750 | — | — |
| | 9/10/2017 | 64,625 ⁽²⁾ | 8,067,785 | — | — |
| | 3/10/2018 | 24,200 ⁽²⁾ | 3,021,128 | — | — |
| | 3/10/2018 | — | — | 72,600 ⁽⁶⁾ | 9,063,384 |
| | 3/10/2018 | — | — | — | — |
| Leonard Stein | 3/10/2015 | 2,250 ⁽³⁾ | 280,890 | — | — |
| | 3/10/2015 | 1,250 ⁽²⁾ | 156,050 | — | — |
| | 3/10/2016 | 6,875 ⁽²⁾ | 858,275 | — | — |
| | 3/10/2016 | 9,195 ⁽⁴⁾ | 1,147,904 | — | — |
| | 3/10/2017 | 18,972 ⁽⁵⁾ | 2,368,464 | — | — |
| | 3/10/2017 | 7,500 ⁽²⁾ | 936,300 | — | — |
| | 6/10/2017 | 7,590 ⁽⁵⁾ | 947,536 | — | — |
| | 6/10/2017 | 3,000 ⁽²⁾ | 374,520 | — | — |
| | 3/10/2018 | 14,100 ⁽²⁾ | 1,760,244 | — | — |
| | 3/10/2018 | — | — | 42,200 ⁽⁶⁾ | 5,268,248 |
| | 3/10/2018 | — | — | — | — |
| Timothy Tully | 9/10/2017 | 52,525 ⁽²⁾ | 6,557,221 | — | — |
| | 3/10/2018 | 17,600 ⁽²⁾ | 2,197,184 | — | — |
| | 3/10/2018 | — | — | 52,800 ⁽⁶⁾ | 6,591,552 |

(1) Market Value is calculated based on the closing price of our common stock on The NASDAQ Global Select Market on January 31, 2019 (the last trading day of our fiscal year), which was \$124.84.

(2) The RSUs vest over four years, with one-fourth of the RSUs vesting one year following the vesting commencement date and 1/16th vesting quarterly thereafter over the remaining three years, subject to continued service to us.

Table of Contents

Executive Compensation

- (3) On March 30, 2016, 180% of each NEO's target fiscal 2016 PSUs were deemed earned based upon our fiscal 2016 financial results, and one-fourth of these earned PSUs vested on March 30, 2016 and 1/16th vest quarterly thereafter, beginning on June 10, 2016, over the remaining three years, subject to continued service to us.
- (4) On March 29, 2017, 89.15% of each NEO's target fiscal 2017 PSUs were deemed earned based upon our fiscal 2017 financial results. The earned PSUs vest over four years, subject to continued service to us. For Mr. Merritt, 30% of these earned PSUs vested on March 29, 2017 and 5.83% vest quarterly thereafter, beginning on June 10, 2017, over the remaining three years. For Messrs. Conte and Stein, one-fourth of these earned PSUs vested on March 29, 2017 and 1/16th vest quarterly thereafter, beginning on June 10, 2017, over the remaining three years. For Ms. St. Ledger, one-fourth of these earned PSUs vested on June 10, 2017 and 1/16th vest quarterly thereafter, beginning on September 10, 2017, over the remaining three years.
- (5) On March 30, 2018, 168.67% of each NEO's target fiscal 2018 PSUs were deemed earned based upon our fiscal 2018 financial results. The earned PSUs vest over four years, subject to continued service to us. For Messrs. Merritt, Conte and Stein and Ms. St. Ledger, one-fourth of the PSUs granted on March 9, 2017 vested on March 30, 2018 and 1/16th vest quarterly thereafter, beginning on June 10, 2018, over the remaining three years. For Mr. Stein, one-fourth of the PSUs granted on April 20, 2017 vested on June 10, 2018 and 1/16th vest quarterly thereafter, beginning on September 10, 2018, over the remaining three years.
- (6) On March 27, 2019, 200% of each NEO's target fiscal 2019 PSUs were deemed earned based upon our fiscal 2019 financial results, and one-fourth of these earned corporate PSUs vested on March 27, 2019 and 1/16th vest quarterly thereafter, beginning on June 10, 2019, over the remaining three years, subject to continued service to us. The number of corporate PSUs earned were 112,088, 39,600, 42,200, 52,800 and 72,600 shares for each of Messrs. Merritt, Conte, Stein and Tully and Ms. St. Ledger, respectively. The number of stock price PSUs that will be eligible to be earned and vest beginning in June 2020 through March 2022 are 56,044, 21,100, 26,400 and 36,300 for Messrs. Merritt, Stein and Tully and Ms. St. Ledger, respectively. Mr. Conte's retirement will occur on or before March 2020, and he therefore is not expected to be eligible to earn or vest in any stock price PSUs.

OPTION EXERCISES AND STOCK VESTED IN FISCAL 2019

The following table sets forth the number of shares acquired and the value realized upon the exercise of stock options and the vesting of RSUs during fiscal 2019 by each of our NEOs.

| Name | Option Awards | | Stock Awards | |
|------------------|---|---------------------------------|--|---|
| | Number of Shares Acquired on Exercise (#) | Value Realized on Exercise (\$) | Number of Shares Acquired on Vesting (#) | Value Realized on Vesting (\$) ⁽¹⁾ |
| Douglas Merritt | — | — | 148,341 | 16,375,328 |
| David Conte | — | — | 79,720 | 8,844,568 |
| Susan St. Ledger | — | — | 120,589 | 13,670,161 |
| Leonard Stein | — | — | 53,799 | 6,035,468 |
| Timothy Tully | — | — | 23,875 | 2,911,222 |

(1) The value realized on vesting is calculated by multiplying the number of shares of stock by the market value of the underlying shares on each vesting date.

PENSION BENEFITS AND NONQUALIFIED DEFERRED COMPENSATION

We do not provide a pension plan for our employees, and none of our NEOs participated in a nonqualified deferred compensation plan during fiscal 2019.

EXECUTIVE EMPLOYMENT ARRANGEMENTS

The initial terms and conditions of employment for each of our NEOs are set forth in written employment offer letters. The letters for Messrs. Merritt, Conte and Stein were negotiated on our behalf by Mr. Sullivan, our then CEO. The letters for Mr. Tully and Ms. St. Ledger and the Transition Services Agreement for Mr. Conte were negotiated on our behalf by Mr. Merritt. All of the employment offer letters were negotiated with the oversight and approval of our Board or Compensation Committee. Each of the employment offer letters with our NEOs sets forth the terms and conditions of such executive's employment with us and provides for severance and change in control payments and benefits, as described above under "Compensation Discussion and Analysis—Discussion of Our Fiscal 2019 Executive Compensation Program—Components of Compensation Program and Fiscal 2019 Compensation—Severance and Change in Control-Related Benefits."

DOUGLAS MERRITT

We entered into an initial employment offer letter dated April 7, 2014 with Mr. Merritt, our former Senior Vice President, Field Operations that was superseded by a revised employment offer letter dated November 16, 2015 in connection with his appointment as our President and CEO. Changes to Mr. Merritt's severance and change in control benefits were approved in March 2019 — see "Severance and Change in Control-Related Benefits" section above. Mr. Merritt's current base salary for fiscal 2020 is \$675,000 and his annual target cash bonus is 125% of his base salary.

DAVID CONTE

We entered into an initial employment offer letter dated June 30, 2011 with Mr. Conte, our Senior Vice President and Chief Financial Officer that was superseded by a revised employment offer letter dated January 11, 2012.

In connection with Mr. Conte's pending retirement, we entered into a Transition Services Agreement. This Transition Services Agreement supersedes the terms of his revised employment offer letter. Under the Transition Services Agreement, Mr. Conte agreed to continue to serve in his current position until his successor is appointed by our board of directors (the "Transition Date"). After the Transition Date, he will serve as Senior Vice President, Finance, reporting to our Chief Executive Officer, assisting with the transition of the new chief financial officer and other project-based services reasonably requested of him until March 11, 2020, or if earlier, the date that Mr. Conte terminates his employment with us (his actual employment termination date, the "Retirement Date"). Until the Retirement Date, Mr. Conte will continue to receive his existing base salary, participate in the executive bonus plan at his existing annual cash bonus target, and remain eligible to participate in our employee benefits plans and vest in his existing equity awards in accordance with the terms of the applicable equity plan and agreements. In consideration for his assistance with a successful transition to our new chief financial officer as described in the Transition Services Agreement, Mr. Conte will be entitled to receive a \$1,000,000 cash bonus if he remains employed through the date that is 30 days after the Transition Date. On each of September 11, 2019, December 11, 2019 and March 11, 2020 (each, a "Quarterly Measurement Date"), if the Transition Date has not occurred and Mr. Conte remains employed in his current position through such Quarterly Measurement Date, Mr. Conte will be entitled to receive (a) an additional \$500,000 cash bonus and (b) acceleration of vesting of the portion of his outstanding equity awards that would have vested had he remained employed through the date that is nine months following the last such Quarterly Measurement Date prior to the Transition Date.

In addition, if prior to March 11, 2020 and not in connection with a change in control (as defined in the Transition Services Agreement), we terminate Mr. Conte's employment for any reason other than for "cause" (as defined in the Transition Services Agreement), or any time after 30 days after the Transition Date, Mr. Conte separates from the Company for any reason, then Mr. Conte will receive (i) a lump sum payment of the remaining amount of his salary through March 11, 2020, (ii) payment of 100% of his target bonus for fiscal year 2020, provided that if Mr. Conte terminates his employment after January 31, 2020, he will receive 100% of his actual bonus for fiscal year 2020, reduced by amounts of any fiscal year 2020 bonus previously paid to him, (iii) a pro-rated portion of his target fiscal year 2021 bonus through March 11, 2020, (iv) acceleration of vesting of the portion of his outstanding equity awards that would have vested had

[Table of Contents](#)

Executive Compensation

he remained employed through March 11, 2020 (or, if Mr. Conte is still employed in his current position as of the first Quarterly Measurement Date, then the vesting acceleration shall be calculated through the date that is nine months following the last Quarterly Measurement Date occurring before the Transition Date), and (v) reimbursement of COBRA premium payments for the number of months he would have been covered under our health care plans had he remained employed through March 11, 2020, or taxable monthly payments for the equivalent period in the event payment for COBRA premiums would violate applicable law (collectively, the “Standard Severance Benefits”). In the event Mr. Conte is involuntarily terminated either without cause or for good reason (as defined in the Transition Services Agreement), during the change in control period (as defined in the Transition Services Agreement), Mr. Conte will receive (i) a lump sum payment equal to twelve months salary, (ii) payment of a pro-rated portion of his target bonus for the fiscal year in which the termination occurs, (iii) acceleration of vesting of all then unvested equity awards, and (iv) reimbursement of COBRA premium payments for 12 months, or taxable monthly payments for the equivalent period in the event payment for COBRA premiums would violate applicable law (the “Change in Control Severance Benefits”). In the event that Mr. Conte’s employment is terminated by us without cause prior to a change in control period, and a change in control period begins after his termination date and on or before March 11, 2020, then Mr. Conte will be eligible for an additional benefit with respect to each aspect of the Standard Severance Benefits, such that the total received with respect to each such aspect is not less than the amount (in terms of dollars of severance, shares of accelerated vesting and months of COBRA reimbursements) that would have been provided under the Change in Control Severance Benefits, if any, if Mr. Conte had remained employed through March 11, 2020. All of the compensatory benefits are subject to the satisfaction of the conditions set forth in the Transition Services Agreement.

SUSAN ST. LEDGER

We entered into an employment offer letter dated March 3, 2016 with Ms. St. Ledger, our former Senior Vice President, Chief Revenue Officer. We subsequently entered into a letter agreement dated October 3, 2017 with Ms. St. Ledger in connection with her promotion to President, Worldwide Field Operations. Changes to Ms. St. Ledger’s severance and change in control benefits were approved in March 2019 — see “Severance and Change in Control-Related Benefits” section above. Ms. St. Ledger’s current base salary for fiscal 2020 is \$475,000 and her annual target cash bonus is 100% of her base salary.

LEONARD STEIN

We entered into an initial employment offer letter dated March 28, 2011 with Mr. Stein, Senior Vice President, Global Affairs and our former Senior Vice President, Corporate Affairs and Chief Legal Officer that was superseded by a revised employment offer letter dated January 11, 2012. Changes to Mr. Stein’s severance and change in control benefits were approved in March 2019 — see “Severance and Change in Control-Related Benefits” section above. Mr. Stein’s current base salary for fiscal 2020 is \$365,000 and his annual target cash bonus is 60% of his base salary.

TIMOTHY TULLY

We entered into an employment offer letter dated July 22, 2017 with Mr. Tully, our former Chief Technology Officer that was superseded by a revised employment offer letter dated April 25, 2018 in connection with his promotion to Senior Vice President, Chief Technology Officer. Changes to Mr. Tully’s severance and change in control benefits were approved in March 2019 — see “Severance and Change in Control-Related Benefits” section above. Mr. Tully’s current base salary for fiscal 2020 is \$420,000 and his annual target cash bonus is 70% of his base salary.

POTENTIAL PAYMENTS UPON TERMINATION OR UPON TERMINATION IN CONNECTION WITH A CHANGE IN CONTROL

The following table provides information concerning the estimated payments and benefits that would be provided in the circumstances described below, assuming that the triggering event took place on January 31, 2019. The material terms of these benefits as of January 31, 2019 are described below.

| Triggering Event(s) | Benefits |
|--|--|
| Three months after signing of a definitive agreement that ultimately results in a change of control or 12 months after a change in control | <ul style="list-style-type: none"> • A lump sum payment equal to 12 months of NEO's then-current base salary (18 months, in the case of our CEO), plus a pro-rated portion of NEO's annual target bonus for the year of termination (18 months of annual target bonus plus a pro-rated portion of annual target bonus for the year of termination, in the case of our CEO); • Payment by us for up to 12 months of COBRA premiums to continue health insurance coverage for NEO and eligible dependents (18 months, in the case of our CEO), or a lump sum payment of \$24,000 (\$36,000, in the case of our CEO) if paying for COBRA premiums would result in an excise tax to us; • 100% accelerated vesting of NEO's outstanding equity awards; and • Six-month post-termination exercise period for NEO's outstanding options; |
| AND | |
| Employment is terminated without cause or NEO resigns for good reason | <p>In each case subject to NEO timely signing a release of claims that becomes effective.</p> |
| Employment is terminated without cause (other than in connection with a change in control) | <ul style="list-style-type: none"> • A lump sum payment equal to six months of NEO's then-current base salary (12 months, in the case of our CEO), plus a pro-rated portion of NEO's annual target bonus for the year of termination; • Payment by us for up to six months of COBRA premiums to continue health insurance coverage for NEO and eligible dependents (12 months, in the case of our CEO), or a lump sum payment of \$12,000 (\$24,000, in the case of our CEO) if paying for COBRA premiums would result in an excise tax to us; • Six months accelerated vesting of NEO's outstanding equity awards (12 months, in the case of our CEO); and • Six-month post-termination exercise period for NEO's outstanding options; |
| | <p>In each case subject to NEO timely signing a release of claims that becomes effective.</p> |

In March 2019, the Compensation Committee, in consultation with Compensia, reviewed market practices and our retention goals for our executive officers, including our NEOs, and made certain amendments to their severance and change in control-related benefits. See "Severance and Change in Control-Related Benefits" section above for a description of the material terms of these benefits as currently in effect.

Table of Contents

Executive Compensation

| NEO | Termination Without Cause (\$) | Termination Without Cause or Resignation for Good Reason in Connection with a Change in Control (\$) ⁽¹⁾ |
|------------------------------------|--------------------------------|---|
| Douglas Merritt | | |
| Severance payment ⁽²⁾ | 1,462,500 | 2,193,750 |
| Continued health coverage | 29,218 | 43,826 |
| Accelerated vesting ⁽³⁾ | 18,623,382 | 37,500,563 |
| Total: | 20,115,099 | 39,738,139 |
| David Conte | | |
| Severance payment ⁽²⁾ | 1,205,767 | 801,000 |
| Continued health coverage | 34,373 | 29,463 |
| Accelerated vesting ⁽⁴⁾ | 10,797,162 ⁽⁵⁾ | 17,031,047 ⁽⁶⁾ |
| Total: | 12,037,302 ⁽⁷⁾ | 17,861,510 ⁽⁸⁾ |
| Susan St. Ledger | | |
| Severance payment ⁽²⁾ | 690,000 | 920,000 |
| Continued health coverage | 4,708 | 9,416 |
| Accelerated vesting ⁽³⁾ | 9,559,248 ⁽⁵⁾ | 35,855,546 ⁽⁶⁾ |
| Total: | 10,253,956 | 36,784,962 |
| Leonard Stein | | |
| Severance payment ⁽²⁾ | 401,500 | 584,000 |
| Continued health coverage | 9,644 | 19,288 |
| Accelerated vesting ⁽³⁾ | 4,434,317 ⁽⁵⁾ | 14,098,431 ⁽⁶⁾ |
| Total: | 4,845,461 | 14,701,719 |
| Timothy Tully | | |
| Severance payment ⁽²⁾ | 480,000 | 680,000 |
| Continued health coverage | 9,066 | 18,131 |
| Accelerated vesting ⁽³⁾ | 3,938,702 ⁽⁵⁾ | 15,345,957 ⁽⁶⁾ |
| Total: | 4,427,768 | 16,044,088 |

(1) A qualifying termination of employment is considered "in connection with a change in control" if such termination occurs within the period commencing three months before and ending 12 months after a "change in control."

(2) Each NEO's base salary plus target bonus amounts, in each case, as was in effect as of January 31, 2019, are used in calculating severance payment amounts.

(3) For purposes of valuing accelerated vesting, the values indicated in the table are calculated as follows: (i) with respect to RSUs, as the fair market value of a share of our common stock on January 31, 2019, which was \$124.84, multiplied by the number of unvested RSUs accelerated in accordance with the change in control and severance provisions of such NEO's offer letter, and (ii) with respect to corporate PSUs, as the fair market value of a share of our common stock on January 31, 2019 multiplied by the earned amounts of the fiscal 2019 PSUs (200% of each NEO's target fiscal 2019 PSUs) in accordance with such NEO's PSU award agreement.

(4) For purposes of valuing accelerated vesting, the values indicated in the table are calculated as follows: (i) with respect to RSUs, as the fair market value of a share of our common stock on January 31, 2019, which was \$124.84, multiplied by the number of unvested RSUs accelerated in accordance with the Transition Services Agreement (ii) with respect to corporate PSUs, as the fair market value of a share of our common stock on January 31, 2019 multiplied by the earned amounts of the fiscal 2019 PSUs (200% of Mr. Conte's target fiscal 2019 PSUs) in accordance with Mr. Conte's PSU award agreement.

(5) For purposes of valuing accelerated vesting with respect to stock price PSUs, unearned stock price PSUs are deemed forfeited in accordance with the terms of such NEO's PSU award agreement.

(6) For purposes of valuing accelerated vesting with respect to stock price PSUs before a determination date, any unearned stock price PSUs are deemed earned based on the price per share paid in the change in control transaction. Using the closing price of our common stock on The NASDAQ Global Select Market on January 31, 2019 (the last trading day of our fiscal year), which was \$124.84, as the assumed per share price paid in the change in control transaction, results in no earned stock price PSUs because such price was below the stock price multiplier thresholds.

- (7) Pursuant to the Transition Services Agreement, Mr. Conte would receive (i) a lump sum payment equal to the base salary he would have earned through March 11, 2020 plus his annual fiscal 2019 bonus based on actual achievement of the applicable performance metrics for fiscal 2019; (ii) payment by us of COBRA premiums to continue health insurance coverage through March 11, 2020, or a lump sum payment of \$34,373 if paying for COBRA premiums would result in an excise tax to us; and (iii) 100% accelerated vesting of equity awards that would have vested had Mr. Conte remained employed through March 11, 2020. Pursuant to the Transition Services Agreement Mr. Conte could receive greater payment and benefits depending on the timing of the employment of a new CFO. See "Executive Employment Arrangements" section above.
- (8) Pursuant to the Transition Services Agreement, Mr. Conte would receive (i) a lump sum payment equal to twelve months of his base salary, as was in effect as of January 31, 2019, plus Mr. Conte's fiscal 2019 target bonus; (ii) payment by us of 12 months COBRA premiums to continue health insurance coverage, or a lump sum payment of \$24,000 if paying for COBRA premiums would result in an excise tax to us; and (iii) 100% accelerated vesting of Mr. Conte's outstanding equity awards. Pursuant to the Transition Services Agreement Mr. Conte could receive greater payment and benefits depending on the timing of the employment of a new CFO. See "Executive Employment Arrangements" section above.

CEO PAY RATIO

Under SEC rules, we are required to provide information regarding the relationship between the annual total compensation of Mr. Merritt, our President and CEO, and the annual total compensation of our median employee. For our last completed fiscal year, which ended January 31, 2019:

- The median of the annual total compensation of all of our employees (other than Mr. Merritt), including our consolidated subsidiaries, was approximately \$261,231. This annual total compensation is calculated in accordance with Item 402(c)(2)(x) of Regulation S-K, and reflects, among other things, salary and bonus earned and aggregate "grant date fair value" of RSU awards granted during the 12-month period ended January 31, 2019.
- Mr. Merritt's annual total compensation, as reported in the Summary Compensation Table included in this Proxy Statement, was \$13,505,795.
- Based on the above, for fiscal 2019, the ratio of Mr. Merritt's annual total compensation to the median of the annual total compensation of all employees was approximately 52 to 1.

This pay ratio is a reasonable estimate calculated in a manner consistent with Item 402(u) of Regulation S-K under the Securities Act of 1933, as amended and based upon our reasonable judgment and assumptions. The SEC rules do not specify a single methodology for identification of the median employee or calculation of the pay ratio, and other companies may use assumptions and methodologies that are different from those used by us in calculating their pay ratio. Accordingly, the pay ratio disclosed by other companies may not be comparable to our pay ratio as disclosed above.

The methodology we used to calculate the pay ratio is described below. Due to increased hiring, our population increased by approximately 37% in fiscal 2019, and last year's median employee earned a promotion. Given these circumstances, we selected a new median employee. We identified the new median employee this fiscal year using the same methodology we used to identify last year's median employee.

- We determined the median of the annual total compensation of our employees as of January 31, 2019 at which time we (including our consolidated subsidiaries) had approximately 4,322 full-time and part-time employees, including interns, approximately 3,061 who are U.S. employees, and approximately 1,261 (or approximately 29% of our total employee population as of January 31, 2019) who are located outside of the United States. In accordance with the SEC's permitted methodology for determining the "median employee," we excluded from our calculations 171 employees (or approximately 4% of our total employee population as of January 31, 2019) who were hired in connection with mergers and acquisitions that we completed in fiscal 2019.

Table of Contents

Executive Compensation

- We then compared the sum of (i) the annual base salary of each of these employees for fiscal 2019, plus (ii) the total annual cash incentive bonus or commission, as applicable, earned by each of these employees for fiscal 2019 as reflected in our payroll records, plus (iii) the aggregate grant date fair value of equity awards (as determined in accordance with footnote 1 of the 2019 Summary Compensation Table) granted to these employees in fiscal 2019, to determine the median employee. Compensation paid in foreign currency was converted to U.S. dollars using a spot exchange rate on February 28, 2019. In determining the median total compensation of all employees, we did not make any cost of living adjustments to the compensation paid to any employee outside of the U.S.

Our determination of the median employee yielded two median employees because we had an even number of employees. After identifying the two median employees, we estimated each median employee's annual total compensation in accordance with the requirements of Item 402(c)(2)(x) of Regulation S-K and, in order to utilize a more conservative approach which yields a higher pay ratio, we selected the employee with the lower annual total compensation disclosed above. With respect to Mr. Merritt's annual total compensation, we used the amount reported in the "Total" column of our 2019 Summary Compensation Table.

EQUITY COMPENSATION PLAN INFORMATION

The following table provides information as of January 31, 2019 with respect to the shares of our common stock that may be issued under our existing equity compensation plans.

| Plan Category | (a) Number of Securities to be Issued Upon Exercise of Outstanding Options, Warrants and Rights | (b) Weighted Average Exercise Price of Outstanding Options, Warrants and Rights (\$) ⁽²⁾ | (c) Number of Securities Remaining Available for Future Issuance Under Equity Compensation Plans (Excluding Securities Reflected in Column (a)) |
|---|---|---|---|
| Equity compensation plans approved by stockholders ⁽¹⁾ | 13,507,646 | 10.69 | 30,425,757 |
| Equity compensation plans not approved by stockholders | — | — | — |
| Total | 13,507,646 | 10.69 | 30,425,757 |

(1) Includes the following plans: 2012 Equity Incentive Plan ("2012 Plan"), 2003 Equity Incentive Plan and 2012 Employee Stock Purchase Plan ("2012 ESPP"). Our 2012 Plan provides that on the first day of each fiscal year, the number of shares authorized for issuance under the 2012 Plan is automatically increased by a number equal to the least of (i) ten million (10,000,000) shares of common stock, (ii) five percent (5%) of the aggregate number of shares of common stock outstanding on the last day of the immediately preceding fiscal year, or (iii) such number of shares of common stock that may be determined by our Board. Our 2012 ESPP provides that on the first day of each fiscal year, the number of shares authorized for issuance under the 2012 ESPP is automatically increased by a number equal to the least of (i) four million (4,000,000) shares of common stock, (ii) two percent (2%) of the aggregate number of outstanding shares of common stock on the last day of the immediately preceding fiscal year, or (iii) an amount determined by our Board or any committee designated by the Board to administer the 2012 ESPP.

(2) Does not include shares issuable upon vesting of outstanding RSU awards, which have no exercise price.

STOCK OWNERSHIP INFORMATION

SECURITY OWNERSHIP OF CERTAIN BENEFICIAL OWNERS AND MANAGEMENT

The following table sets forth certain information with respect to the beneficial ownership of our common stock at March 31, 2019 for:

- each person or group of affiliated persons known by us to be the beneficial owner of more than 5% of our common stock;
- each of our NEOs;
- each of our directors; and
- all of our executive officers and directors as a group.

The information provided in the table is based on our records, information filed with the SEC, and information provided to us. For our 5% stockholders, to the extent we did not have more recent information, we relied upon such stockholders' most recent filing with the SEC pursuant to Section 13(g) of the Exchange Act as noted below. We have determined beneficial ownership in accordance with the rules of the SEC, and the information is not necessarily indicative of beneficial ownership for any other purpose. Except as indicated by the footnotes below, we believe, based on information furnished to us, that the persons and entities named in the table below have sole voting and sole investment power with respect to all shares of common stock that they beneficially owned, subject to applicable community property laws.

Applicable percentage ownership is based on 150,154,462 shares of common stock outstanding at March 31, 2019. In computing the number of shares of common stock beneficially owned by a person or entity and the percentage ownership of such person or entity, we deemed to be outstanding all shares of common stock subject to shares held by the person that are currently exercisable or exercisable (or issuable upon vesting of RSUs) within 60 days of March 31, 2019. However, we did not deem such shares outstanding for the purpose of computing the percentage ownership of any other person.

Unless otherwise indicated in their respective footnote, the address of each beneficial owner listed in the table below is c/o Splunk Inc., 270 Brannan Street, San Francisco, California 94107.

Table of Contents

Stock Ownership Information

| | Number of Shares | Percent of Shares Outstanding |
|--|------------------|-------------------------------|
| 5% Stockholders: | | |
| T. Rowe Price Associates, Inc. ⁽¹⁾ | 19,744,922 | 13.1% |
| The Vanguard Group, Inc. ⁽²⁾ | 12,956,894 | 8.6% |
| BlackRock, Inc. ⁽³⁾ | 8,085,692 | 5.4% |
| NEOs and Directors: | | |
| Douglas Merritt | 47,257 | * |
| David Conte | 16,804 | * |
| Susan St. Ledger | 10,337 | * |
| Leonard Stein | 20,071 | * |
| Tim Tully | 6,870 | * |
| Sara Baack | 6,148 | * |
| Mark Carges | 12,623 | * |
| John Connors | 70,175 | * |
| Patricia Morrison | 25,814 | * |
| Thomas Neustaetter | 10,436 | * |
| Stephen Newberry | 36,112 | * |
| Graham Smith | 52,681 | * |
| Elisa Steele | 6,148 | * |
| Godfrey Sullivan ⁽⁴⁾ | 198,670 | * |
| Sri Viswanath | — | * |
| All executive officers and directors as a group (16 persons) | 512,662 | * |

* Represents beneficial ownership of less than one percent (1%).

(1) As of December 31, 2018, the reporting date of T. Rowe Price Associates, Inc.'s most recent filing with the SEC pursuant to Section 13(g) of the Exchange Act filed on February 14, 2019, T. Rowe Price Associates, Inc. ("Price Associates"), in its capacity as an investment adviser, has sole voting power with respect to 7,822,165 shares and sole dispositive power with respect to 19,744,922 shares reported as beneficially owned. Securities are beneficially owned by clients of Price Associates. The address for Price Associates is 100 E. Pratt Street, Baltimore, MD 21202.

(2) As of December 31, 2018, the reporting date of The Vanguard Group, Inc.'s most recent filing with the SEC pursuant to Section 13(g) of the Exchange Act filed on February 11, 2019, The Vanguard Group, Inc. ("Vanguard"), in its capacity as an investment advisor, has sole voting power with respect to 110,255 shares, shared voting power with respect to 36,316 shares, sole dispositive power with respect to 12,811,971 shares, and shared dispositive power with respect to 144,923 shares reported as beneficially owned. Vanguard Fiduciary Trust Company, a wholly-owned subsidiary of Vanguard, is the beneficial owner of 66,405 shares as a result of its serving as investment manager of collective trust accounts. Vanguard Investments Australia, Ltd., a wholly-owned subsidiary of Vanguard is the beneficial owner of 120,533 shares as a result of its serving as investment manager of Australian investment offerings. The address for Vanguard is 100 Vanguard Blvd., Malvern, PA 19355.

(3) As of December 31, 2018, the reporting date of BlackRock, Inc.'s most recent filing with the SEC pursuant to Section 13(g) of the Exchange Act filed on February 11, 2019, BlackRock, Inc. ("BlackRock"), which is a parent holding company or control person, has sole voting power with respect to 7,077,808 shares and sole dispositive power with respect to 8,085,692 shares reported as beneficially owned. The address for BlackRock is 55 East 52nd Street, New York, NY 10055.

(4) Consists of (i) 178,760 shares held of record by Mr. Sullivan; and (ii) 20,000 shares held of record by Mr. Sullivan's spouse.

SECTION 16(a) BENEFICIAL OWNERSHIP REPORTING COMPLIANCE

Section 16(a) of the Securities Exchange Act of 1934, as amended, requires that our executive officers and directors, and persons who own more than 10% of our common stock, file reports of ownership and changes of ownership with the SEC. Such directors, executive officers and 10% stockholders are required by SEC regulation to furnish us with copies of all Section 16(a) forms they file.

SEC regulations require us to identify in this proxy statement anyone who filed a required report late during the most recent fiscal year. Based on our review of forms we received, or written representations from reporting persons stating that they were not required to file these forms, we believe that during fiscal 2019, all Section 16(a) filing requirements were satisfied on a timely basis, except that we inadvertently omitted shares on a Form 3 for Timothy Tully that was timely filed on April 20, 2018, which report was corrected on a Form 4 filed on September 12, 2018.

OTHER MATTERS

QUESTIONS AND ANSWERS ABOUT THE PROXY MATERIALS AND OUR 2019 ANNUAL MEETING

The information provided in the “question and answer” format below is for your convenience only and is merely a summary of the information contained in this proxy statement. You should read this entire proxy statement carefully.

WHAT MATTERS AM I VOTING ON?

You will be voting on:

- the election of three Class I directors to hold office until the 2022 annual meeting of stockholders or until their successors are duly elected and qualified;
- a proposal to ratify the appointment of PricewaterhouseCoopers LLP as our independent registered public accounting firm for the fiscal year ending January 31, 2020;
- an advisory vote to approve the compensation of our named executive officers, as described in this proxy statement;
- an advisory vote on the frequency of advisory votes on named executive officer compensation, as described in this proxy statement; and
- any other business that may properly come before the meeting.

HOW DOES THE BOARD RECOMMEND I VOTE ON THESE PROPOSALS?

The Board recommends a vote:

- FOR each of the nominees for election as Class I directors;
- FOR the ratification of the appointment of PricewaterhouseCoopers LLP as our independent registered public accounting firm for the fiscal year ending January 31, 2020;
- FOR approval, on an advisory basis, of our named executive officer compensation; and
- EVERY 1 YEAR for the frequency of future advisory votes on named executive officer compensation.

WHO IS ENTITLED TO VOTE?

Holders of our common stock as of the close of business on April 18, 2019 (the “Record Date”), may vote at the Annual Meeting. As of the Record Date, we had 150,161,707 shares of common stock outstanding. In deciding all matters at the Annual Meeting, each stockholder will be entitled to one vote for each share of common stock held on the Record Date. We do not have cumulative voting rights for the election of directors.

Registered Stockholders. If your shares are registered directly in your name with our transfer agent, you are considered the stockholder of record with respect to those shares, and the Notice was provided to you directly by us. As the stockholder of record, you have the right to grant your voting proxy directly to the individuals listed on the proxy card or to vote in person at the Annual Meeting.

Street Name Stockholders. If your shares are held in a stock brokerage account or by a bank or other nominee, you are considered the beneficial owner of shares held in street name, or a street name stockholder, and the Notice was forwarded to you by your broker, bank or other nominee, who is considered the stockholder of record with respect to those shares. As the beneficial owner, you have the right to direct your broker, bank or other nominee on how to vote your shares. Beneficial owners are also invited to attend the Annual Meeting. However, since beneficial owners are not the stockholders of record, you may not vote your shares in person at the Annual Meeting unless you follow your broker’s, bank’s or other nominee’s procedures for obtaining a legal proxy. If you request a printed copy of the proxy materials by mail, your broker, bank or other nominee will provide a voting instruction card for you to use to direct your broker, bank or other nominee how to vote your shares.

HOW DO I VOTE?

If you are a registered stockholder, you may:

- instruct the proxy holder or holders on how to vote your shares by using the Internet voting site or the toll-free telephone number listed on the Notice, 24 hours a day, seven days a week, until 11:59 p.m. Eastern Time on June 12, 2019 (have the Notice or proxy card in hand when you call or visit the website);
- instruct the proxy holder or holders on how to vote your shares by completing and mailing your proxy card to the address indicated on your proxy card (if you received printed proxy materials), which must be received by the time of the Annual Meeting; or
- vote by written ballot in person at the Annual Meeting.

If you are a street name stockholder, you will receive instructions from your broker, bank or other nominee. The instructions from your broker, bank or other nominee will indicate if the various methods by which you may vote, including whether Internet or telephone voting, are available.

CAN I CHANGE OR REVOKE MY VOTE?

Yes. Subject to any rules your broker, bank or other nominee may have, you can change your vote or revoke your proxy before the Annual Meeting.

If you are a registered stockholder, you may change your vote by:

- entering a new vote via Internet or by telephone by 11:59 p.m. Eastern Time on June 12, 2019;
- returning a later-dated proxy card which must be received by the time of the Annual Meeting; or
- completing a written ballot in person at the Annual Meeting.

If you are a registered stockholder, you may also revoke your proxy by providing our Corporate Secretary with a written notice of revocation prior to your shares being voted at the Annual Meeting. Such written notice of revocation should be hand delivered to Splunk's Corporate Secretary or mailed to and received by Splunk Inc. prior to the Annual Meeting at 270 Brannan Street, San Francisco, California 94107, Attention: Corporate Secretary.

If you are a street name stockholder, you may change your vote by:

- submitting new voting instructions to your broker, bank or other nominee pursuant to instructions provided by such broker, bank or other nominee; or
- completing a written ballot at the Annual Meeting; provided you have obtained a legal proxy from your broker, bank or other nominee giving you the right to vote the shares.

If you are a street name stockholder, you must contact your broker, bank or other nominee that holds your shares to find out how to revoke your proxy.

WHAT IS THE EFFECT OF GIVING A PROXY?

Proxies are solicited by and on behalf of our Board. The persons named in the proxy have been designated as proxy holders. When proxies are properly dated, executed and returned, the shares represented by such proxies will be voted at the Annual Meeting in accordance with the instructions of the stockholder. If the proxy is properly dated, executed and returned, but no specific instructions are given, the shares will be voted in accordance with the recommendations of our Board as described above. If any matter not described in the proxy statement is properly presented at the Annual Meeting, the proxy holders will use their own judgment to determine how to vote your shares. If the Annual Meeting is adjourned, the proxy holders can vote your shares on the new meeting date as well, unless you have properly revoked your proxy, as described above.

WHY DID I RECEIVE A NOTICE REGARDING THE AVAILABILITY OF PROXY MATERIALS ON THE INTERNET INSTEAD OF A FULL SET OF PROXY MATERIALS?

In accordance with the rules of the SEC, we have elected to furnish our proxy materials, including this proxy statement and our annual report to our stockholders, primarily via the Internet. On or about April 30, 2019, we mailed to our stockholders the Notice that contains instructions on how to access our proxy materials on the Internet, how to vote at the Annual Meeting, and how to request printed copies of the proxy materials and annual report. Stockholders may request to receive all future proxy materials in printed form by mail or electronically by e-mail by following the instructions contained in the Notice. We encourage stockholders to take advantage of the availability of the proxy materials on the Internet to help reduce the environmental impact of our annual meetings and keep our Annual Meeting process efficient.

WHAT IS A QUORUM?

A quorum is the minimum number of shares required to be present at the Annual Meeting for the meeting to be properly held under our Bylaws and Delaware law. The presence, in person or by proxy, of a majority of all issued and outstanding shares of common stock entitled to vote at the meeting will constitute a quorum at the meeting. A proxy submitted by a stockholder may indicate that all or a portion of the shares represented by the proxy are not being voted ("stockholder withholding") with respect to a particular matter. Similarly, a broker may not be permitted to vote stock ("broker non-vote") held in street name on a particular matter in the absence of instructions from the beneficial owner of the stock. See "How may my broker, bank or other nominee vote my shares if I fail to provide timely directions?" below. The shares subject to a proxy that are not being voted on a particular matter because of either stockholder withholding or broker non-vote will count for purposes of determining the presence of a quorum. Abstentions are also counted in the determination of a quorum.

HOW MANY VOTES ARE NEEDED FOR APPROVAL OF EACH MATTER?

- *Proposal 1:* Each director nominee will be elected by a vote of the majority of the votes cast. A majority of the votes cast means the number of votes cast "For" such nominee's election exceeds the number of votes cast "Against" that nominee. You may vote "For," "Against," or "Abstain" with respect to each director nominee. Broker non-votes and abstentions, if any, will have no effect on the outcome of the election.
- *Proposal 2:* The ratification of the appointment of PricewaterhouseCoopers LLP must receive the affirmative vote of at least a majority of the shares present in person or by proxy at the meeting and entitled to vote thereon to be approved. You may vote "For," "Against," or "Abstain" with respect to this proposal. Abstentions are considered votes cast and thus will have the same effect as a vote "Against" the proposal. Broker non-votes, if any, will have no effect on the outcome of this proposal.
- *Proposal 3:* The advisory vote to approve the compensation of our named executive officers must receive the affirmative vote of at least a majority of the shares present in person or by proxy at the meeting and entitled to vote thereon to be approved. You may vote "For," "Against," or "Abstain" with respect to this proposal. Abstentions are considered votes cast and thus will have the same effect as votes "Against" the proposal. Broker non-votes, if any, will have no effect on the outcome of the vote. Because this vote is advisory only, it will not be binding on us, our Compensation Committee or our Board. However, we value our stockholders' input and will take the vote into consideration when evaluating executive compensation decisions.
- *Proposal 4:* The frequency of future advisory votes on named executive officer compensation selected by stockholders will be the frequency that receives the highest number of votes cast. Abstentions and broker non-votes will have no effect on the outcome of the vote. Because this vote is advisory only in accordance with applicable laws, it will not be binding on us, our Compensation Committee or our Board. However, we value our stockholders' input and will take the vote into consideration when determining the frequency of the advisory vote.

WHAT HAPPENS IF A DIRECTOR NOMINEE WHO IS DULY NOMINATED DOES NOT RECEIVE A MAJORITY VOTE?

The Board nominates for election or re-election as director only candidates who have tendered, in advance of such nomination, an irrevocable, conditional resignation that will be effective only upon both (i) the failure to receive the required vote at the next annual meeting of stockholders at which they face re-election and (ii) the Board's acceptance of such resignation. In an uncontested election, the Board, after taking into consideration the recommendation of the Nominating and Corporate Governance Committee, will determine whether or not to accept the pre-tendered resignation of any nominee for director who receives a greater number of votes "Against" such nominee's election than votes "For" such nominee's election. In the event of a contested election, the director nominees equal to the number of seats available who receive the largest number of votes cast "For" their election will be elected as directors.

HOW ARE PROXIES SOLICITED FOR THE ANNUAL MEETING?

The Board is soliciting proxies for use at the Annual Meeting. All expenses associated with this solicitation will be borne by us. We will reimburse brokers, banks or other nominees for reasonable expenses that they incur in sending these proxy materials to you, if a broker, bank or other nominee holds your shares.

HOW MAY MY BROKER, BANK OR OTHER NOMINEE VOTE MY SHARES IF I FAIL TO PROVIDE TIMELY DIRECTIONS?

Brokers, banks and other nominees holding shares in street name for their customers are generally required to vote such shares in the manner directed by their customers. In the absence of timely directions, your broker, bank or other nominee will have discretion to vote your shares on our sole "routine" matter—the proposal to ratify the appointment of PricewaterhouseCoopers LLP as our independent registered public accounting firm. Your broker, bank or other nominee will not have discretion to vote on the other matters submitted for a vote absent direction from you as they are "non-routine" matters.

IS MY VOTE CONFIDENTIAL?

Proxy instructions, ballots, and voting tabulations that identify individual stockholders are handled in a manner that protects your voting privacy. Your vote will not be disclosed either within Splunk or to third parties, except as necessary to meet applicable legal requirements, to allow for the tabulation of votes and certification of the vote, to facilitate a successful proxy solicitation, or when you request or consent to disclosure.

IS PROOF OF OWNERSHIP REQUIRED TO ATTEND THE MEETING IN PERSON?

Only stockholders and authorized guests of the Company may attend the Annual Meeting. In order to be admitted to the Annual Meeting, you must present proof of ownership of our common stock on the Record Date. This can be any of the following:

- A brokerage statement or letter from a bank or broker indicating ownership on April 18, 2019
- The Notice
- A printout of the proxy distribution email (if you received your materials electronically)
- A proxy card
- A voting instruction form
- A legal proxy provided by your broker, bank, or nominee

Stockholders and proxy holders must also present a form of photo identification such as a driver's license. We will be unable to admit anyone who does not present identification or refuses to comply with our security procedures.

WHERE CAN I FIND THE VOTING RESULTS OF THE ANNUAL MEETING?

We will disclose voting results on a Current Report on Form 8-K to be filed with the SEC within four business days after the Annual Meeting. If final voting results are not available to us in time to include them in such Current Report on Form 8-K, we will file a Current Report on Form 8-K to publish preliminary results and will provide the final results in an amendment to the Current Report on Form 8-K as soon as final results become available.

I SHARE AN ADDRESS WITH ANOTHER STOCKHOLDER, AND WE RECEIVED MULTIPLE COPIES OF THE PROXY MATERIALS. HOW MAY WE OBTAIN A SINGLE COPY OF THE PROXY MATERIALS?

Stockholders who share an address and receive multiple copies of our proxy materials can request to receive a single copy in the future. To receive a single copy of the Notice and, if applicable, the proxy materials, stockholders may contact us as follows:

Splunk Inc.
Attention: Investor Relations
3098 Olsen Drive
San Jose, California 95128
(415) 848-8400

Stockholders who hold shares in street name may contact their brokerage firm, bank, broker-dealer or other similar organization to request information about householding.

STOCKHOLDER PROPOSALS

Stockholders may present proper proposals for inclusion in our proxy statement and for consideration at the next annual meeting of stockholders by submitting their proposals in writing to our Corporate Secretary in a timely manner. For a stockholder proposal to be considered for inclusion in our proxy statement for our 2020 annual meeting of stockholders, our Corporate Secretary must receive the written proposal at our principal executive offices not later than January 1, 2020. In addition, stockholder proposals must comply with the requirements of Rule 14a-8 regarding the inclusion of stockholder proposals in company-sponsored proxy materials. Proposals should be addressed to:

Splunk Inc.
Attention: Corporate Secretary
270 Brannan Street
San Francisco, California 94107

Our Bylaws also establish an advance notice procedure for stockholders who wish to present a proposal before an annual meeting of stockholders but do not intend for the proposal to be included in our proxy statement. Our Bylaws provide that the only business that may be conducted at an annual meeting is business that is (i) specified in our proxy materials with respect to such meeting, (ii) otherwise properly brought before the meeting by or at the direction of our Board, or (iii) properly brought before the meeting by a stockholder of record entitled to vote at the annual meeting who has delivered timely written notice to our Corporate Secretary, which notice must contain the information specified in our Bylaws. To be timely for our 2020 annual meeting of stockholders, our Corporate Secretary must receive the written notice at our principal executive offices:

- not earlier than February 15, 2020; and
- not later than the close of business on March 16, 2020.

If a stockholder who has notified us of his or her intention to present a proposal at an annual meeting does not appear to present his or her proposal at such meeting, we are not required to present the proposal for a vote at such meeting.

[Table of Contents](#)

Other Matters

Please see “Corporate Governance at Splunk—Board Composition—Stockholder Recommendations” and “Corporate Governance at Splunk—Board Composition—Stockholder Nominations” on page 19 for further information about recommendations and nominations of director candidates.

AVAILABILITY OF BYLAWS

A copy of our Bylaws may be obtained by accessing our filings on the SEC’s website at www.sec.gov or on our investor website at <http://investors.splunk.com/corporate-governance>. You may also contact our Corporate Secretary at our principal executive offices for a copy of the relevant Bylaw provisions regarding the requirements for making stockholder proposals and nominating director candidates.

FISCAL 2019 ANNUAL REPORT AND SEC FILINGS

Our financial statements for the fiscal year ended January 31, 2019 are included in our Annual Report on Form 10-K, which was filed with the SEC and which we will make available to stockholders at the same time as this proxy statement. Our annual report and this proxy statement are posted on our website at www.splunk.com and are available from the SEC at its website at www.sec.gov. You may also obtain a copy of our annual report without charge by sending a written request to Investor Relations, Splunk Inc., 3098 Olsen Drive, San Jose, California 95128.

* * *

The Board does not know of any other matters to be presented at the Annual Meeting. If any additional matters are properly presented at the Annual Meeting, the persons named in the enclosed proxy card will have discretion to vote shares they represent in accordance with their own judgment on such matters.

It is important that your shares be represented at the Annual Meeting, regardless of the number of shares that you hold. You are, therefore, urged to vote by telephone or by using the Internet as instructed on the enclosed proxy card or execute and return, at your earliest convenience, the enclosed proxy card in the envelope that has also been provided.

THE BOARD OF DIRECTORS
San Francisco, California
April 30, 2019

[Table of Contents](#)

SPLUNK INC.
270 BRANNAN STREET
SAN FRANCISCO, CA 94107

VOTE BY INTERNET - www.proxyvote.com

Use the Internet to transmit your voting instructions and for electronic delivery of information up until 11:59 p.m. Eastern Time the day before the cut-off date or meeting date. Have your proxy card in hand when you access the web site and follow the instructions to obtain your records and to create an electronic voting instruction form.

ELECTRONIC DELIVERY OF FUTURE PROXY MATERIALS

If you would like to reduce the costs incurred by our company in mailing proxy materials, you can consent to receiving all future proxy statements, proxy cards and annual reports electronically via e-mail or the Internet. To sign up for electronic delivery, please follow the instructions above to vote using the Internet and, when prompted, indicate that you agree to receive or access proxy materials electronically in future years.

VOTE BY PHONE - 1-800-690-6903

Use any touch-tone telephone to transmit your voting instructions up until 11:59 p.m. Eastern Time the day before the cut-off date or meeting date. Have your proxy card in hand when you call and then follow the instructions.

VOTE BY MAIL

Mark, sign and date your proxy card and return it in the postage-paid envelope we have provided or return it to Vote Processing, c/o Broadridge, 51 Mercedes Way, Edgewood, NY 11717.

TO VOTE, MARK BLOCKS BELOW IN BLUE OR BLACK INK AS FOLLOWS:

E72638-P18060

KEEP THIS PORTION FOR YOUR RECORDS
 DETACH AND RETURN THIS PORTION ONLY

THIS PROXY CARD IS VALID ONLY WHEN SIGNED AND DATED.

SPLUNK INC.

The Board of Directors recommends you vote FOR the following:

1. To elect three Class I directors:

Nominees:

| | For | Against | Abstain |
|-------------------|--------------------------|--------------------------|--------------------------|
| 1a. Mark Carges | <input type="checkbox"/> | <input type="checkbox"/> | <input type="checkbox"/> |
| 1b. Elisa Steele | <input type="checkbox"/> | <input type="checkbox"/> | <input type="checkbox"/> |
| 1c. Sri Viswanath | <input type="checkbox"/> | <input type="checkbox"/> | <input type="checkbox"/> |

The Board of Directors recommends you vote 1 Year 2 Years 3 Years Abstain
 vote 1 YEAR on the following proposal:

4. Advisory vote on the frequency of future advisory votes on executive compensation. 1 Year 2 Years 3 Years Abstain

The Board of Directors recommends you vote FOR proposals 2 and 3.

2. To ratify the appointment of PricewaterhouseCoopers LLP as our independent registered public accounting firm for our fiscal year ending January 31, 2020. For Against Abstain
3. To approve, on an advisory basis, the compensation of our named executive officers, as described in the proxy statement. For Against Abstain

NOTE: To transact such other business as may properly come before the meeting or any adjournments or postponements thereof.

Please sign exactly as your name(s) appear(s) hereon. When signing as attorney, executor, administrator, or other fiduciary, please give full title as such. Joint owners should each sign personally. All holders must sign. If a corporation or partnership, please sign in full corporate or partnership name by authorized officer.

Signature [PLEASE SIGN WITHIN BOX] Date

Signature (Joint Owners) Date

**ANNUAL MEETING OF STOCKHOLDERS OF
SPLUNK INC.
June 13, 2019**

Important Notice Regarding the Availability of Proxy Materials for the Annual Meeting:
The Notice and Proxy Statement and Annual Report are available at www.proxyvote.com.

**Please sign, date and mail
your proxy card in the envelope provided as soon as possible.**

E72639-P18060

**SPLUNK INC.
Annual Meeting of Stockholders
June 13, 2019 3:30 p.m. Pacific Time
This proxy is solicited by the Board of Directors**

The undersigned hereby appoints Douglas S. Merritt and Timothy C. Emanuelson, as proxies, each with the power to appoint his substitute, and hereby authorizes them to represent and to vote, as designated on the reverse side of this ballot, all of the shares of common stock of SPLUNK INC. held of record by the undersigned at the close of business on April 18, 2019 at the Annual Meeting of Stockholders to be held at 3:30 p.m. Pacific Time on June 13, 2019, at 3098 Olsen Drive, San Jose, CA 95128, and any adjournment thereof.

This proxy, when properly executed, will be voted in the manner directed herein. If no such direction is made, this proxy will be voted "FOR ALL NOMINEES" in Proposal 1, "FOR" Proposal 2 and Proposal 3, and "1 YEAR" for Proposal 4.

Continued and to be signed on reverse side